

Model Specific

Large cross division Page 105

Dedicated accessories for Livestock • Horsebox
• Box Van • Commercial Trailers



Ramp gate extensions Page 109

Horsebox HB403, HB506 & HB511 Page	General Duty Page	GX Range Page
Mudguard & Rear Lamp Housing 84	Tailboards, Ramps, Ladder Racks, Body Panels & Mesh Sides 111	GX106 – Chassis & Body Components, Ramp & Skid Installation 130
HB511 Centre Partition & Spares 85	Flatbed Range Page	GX125HD & GX126 – Chassis & Body Components, Ramp & Skid Installation 131 & 132
HB506 Centre Partition & Spares 86	Dropside Kits & Components 112	GP Range Page
Seals, Glazing, Kickboards & Padding 87	Headboards, Tailboards, Ladder Racks, Ramps & Loading Skids 113	Aluminium Mudguards, Loading Skids, Ramps & Mesh Kits 133
Ramp & Rear Door Spares 88	Hinged Mesh Kits & Components 114	GH Range Page
Doors above the Front Ramp & Inspection Door Kits 89	Drawbars, Suspension Cross Members & Lighting Plates 115	Ramp & Skid Kits, Accessories & Dedicated Spares 134
Front Panel Kits, Roof Kits, Top Side Panels, Pillars and Flooring 90	Eurolight Page	Car Transporter Range Page
Tack Storage & Accessories 91	Dropside Kits, Mesh Kits & Accessories 116	CT177 – Drawbar, Coupling Spares, Loading Skids, Hydraulics, Body Components & Winch Mounting 135
Trailer Covers 92	Beavertail Page	CT115 & CT136 – Accessories & Unique Spare Parts 136
Horsebox HB401, HB505 & HB510 Page	Dropside Kits, Mesh Kits, Headboards, Ladder Racks & Ramps 117	Box Van Range Page
HB510 Centre Partition & Spares 93	Tiltbed Page	Body & Roof Panels & Inspection Door Fittings 137
HB505 Centre Partition & Spares 94	CT166 & CT167 – Dropside Kits, Mesh Kits, Manual Pump & Hydraulics 118	Rear Ramp, Van Door & Roller Shutter Fittings 138
Ramp & Door Fittings, Glazing & Seals 95	TB Range – Dropside Kits, Mesh Kits, Ramps, Skids & Tailboards 119	Inspection Door Kits & Rear Protection Brackets 139
Flooring & Matting 96	TB Range – Dedicated Spares 120	P*b Range Page
Body Components 97	Tipper Trailers Page	Dedicated Kits, Accessories, Body Components, Ramp & Tailboard Spares 140
Large Horsebox HB510XL & HB610 Page	TT2515, TT3017 & TT3621 – Mesh & Solid Side Kits 121	Unbraked Trailer Range Page
Partition Kits, Body & Flooring Spares 98	TT2515, TT3017 & TT3621 – Dropsides, Headboards & Tailboards 122	PP6e & P7e- Dedicated Kits & Accessories, Body Panels & Spares 141
Eventa Page	TT2515, TT3017 & TT3621 – Accessories & Dedicated Spares 123	BV64BV64e & P5 – Dedicated Kits, Accessories & Spares 142
Living & Horse Area Spares 99	Hydraulic & Manual Pump Spares 124	P8e – P8e Dedicated Kits & Accessories, Body Panels & Spares 143
Centre Partition, Rear ramp & Body Components 100	Savery Hydraulic Power Pack 125	O Range Page
Livestock Page	TT85G, TT105G & TT126G – Dropsides, Mesh Kits & Dedicated Spares 126	Dedicated Kits & Accessories 144
Ramp Spares & Corner Pillars 101	SPX Fenner & Fluidlink Pump Spares 127	Canopies Page
Roof Sheets, Roof Channels & Body Panels 102	GX Range Page	Rear Doors, Canopy Accessories & Spares 145
Body Rails, Lighting Panels & Foot Plates 103	GX84 – Chassis & Body Components, Ramp & Skid Installation 128	
Centre Partition Kits 104	GX85 & GX105 – Chassis & Body Components, Ramp & Skid Installation 129	
Cross Divisions 105		
Cross Division Components 106		
Sheep Deck & Rear Barrier Components 107		
Rear Barriers 108		
Ramp Gates, Extensions & Back Rails 109		
Sump Tanks & GRP Wind Deflectors 110		



MUDGUARD AND REAR LAMP HOUSING

- 1 CP00321 Mudguard Twin Arch Sections. Fits either side.
- 2 CP00322 Mudguard Inner Section. Fits either side.
- 3 CP00324 Front Lamp Enclosure. Right Hand.
- 4 CP00323 Front lamp Enclosure. Left Hand.
- 5 CP00326 Rear Corner Bumper. Right Hand HB403, HB506.
- 6 CP00325 Rear Corner Bumper. Left Hand HB403, HB506.
- 7 CP00328 Rear Corner Bumper. Right Hand HB511.
- 8 CP00327 Rear Corner Bumper. Left Hand HB511.
- 9 CP00392 Rear lamp Bezel.
- 10 F1245PK Mudguard/Bumper Polymate Screws. Pack of 60.

WHEEL ACCESSORIES & SPARES

- 11 KX0835 Wheel Trim. To fit 13" wheels, supplied as a set of 4. Style of trim may vary from illustration.
- 12 F1830PK Wheel Bolts. 4 pack – Standard non locking.
- 13 KX9802 Locking Wheel Bolt Kit. M12 x 1.5 pitch with uniquely coded adapter and spider wheel wrench. Pack 4
- 14 KX0240 Wheel Chocks. 1 Pair. Recommended for use when uncoupling, parking, and in place of the handbrake when storing your trailer for a length of time.
- 15 KX0795 Lockable Spare Wheel Carrier. Now positioned at the rear of the trailer. Enables you to fit a padlock for security.
- 16 P0885/SVR Spare Wheel Cover Silver. Fits the HB403, HB506, HB511, HB401, HB505 & HB510.
- 17 P1256 Wheel Brace. 19mm, for removing wheel bolts and for use with the quick release mechanism on the breast bar receiver eye bolt.



HB511



- 1 **WA00343 Breaching Bar.** Half width for use with the centre partition.
- 2 **KX0820 Full width Breaching Bar.** For horses that prefer to travel in a wider stall. Centre partitions are removed and full width breast and breeching bars are fitted.
- 3 **C31250 Breast/Breeching Bar Receiver Bracket.** Fitted to the side wall of the trailer and to the partition leaves.
- 4 **KS304714 Partition Leaf Assembly.** (Front) Cream padding includes rubber skirt.
- 5 **KS304514 Partition Leaf Assembly.** (Rear) Cream padding includes rubber skirt.
- 6 **C82544 Partition Skirt.**
- 7 **C00560 Partition Holding Hook.**
- 8 **WA00559 Partition Mounting Pole.** For the HB511 mk2 (from May 2011 onwards)
- 9 **CP00440 Partition Mounting Pole Clevis Pin.**
- 10 **F1913Z Partition Mounting Pole R Clip.**
- 11 **CP00441 Partition Mounting Pole Clevis Spring.** Includes one accessory tube and all other fittings
- 12 **KX0805 Head Partition HB511.** Also includes lower accessory tube and fittings.
- 13 **P1022 Mini Tye.** 135mm Centres (Head Partition).
- 14 **P1025 Mini Tye.** 225mm Centres (Head partition).
- 15 **C00130 Fixing Pin for Head Partition.**
- 16 **CP00447 Accessory Tube.** For fitting head partition to the front panel.
- 17 **F1103SVRPK Breast Bar Retaining Washers.** (16 pack) silver.
- 18 **F0932SVRPK Socket Head Screw.** M8 x 35 (16 pack) Silver.
- 19 **CP00436 Eye Bolt.** M8 x 35mm Enables the release of breast bars safely from outside the trailer. Suits the wheel brace supplied with trailer.
- 20 **P1278PK Neoprene Washer.** 40mm washer used under the breast/breeching bar retainer washers.
- 21 **P1260 Allen Key 5mm.**
- 22 **F1003ZPK Hexagon Nut M8.** (Breast bar receivers – 20 pack).
- 23 **F0923ZPK Socket Screw.** M8 x 40 Cap Head. Used to secure the breast bar receiver bracket to the centre partition panel. Pack Qty 10.

HB506



- 1 WA00417 Breeching Bar. Half width for use with the centre partition.
- 2 KX0815 Full Width Breeching Bar. For horses that prefer to travel in a wider stall. Centre partitions are removed and full width breast and breeching bars are fitted.
- 3 C31250 Breast/Breeching Bar Receiver Bracket.
- 4 KS304814 Partition Leaf Assembly. (Front) Cream padding includes rubber skirt.
- 5 KS304614 Partition Leaf Assembly. (Rear) Cream padding includes rubber skirt.
- 6 C82543 Partition Skirt.
- 7 C00560 Partition Holding Hook.
- 8 WA00559 Partition Mounting Pole. For the HB506 mk2 (from May 2011 onwards)
- 9 CP00440 Partition Mounting Pole Clevis Pin.
- 10 F1913Z Partition Mounting Pole R Clip.
- 11 CP00441 Partition Mounting Pole Clevis Spring.
- 12 KX0800 Head Partition HB506. Includes two accessory tubes and all other fittings
- 13 P1022 Mini Tye. 135mm Centres (Head Partition).
- 14 P1025 Mini Tye. 225mm Centres (Head partition).
- 15 C00130 Fixing Pin for Head Partition.
- CP00447 Accessory Tube. For fitting head partition to the front panel.
- 16 F1103SVRPK Breast Bar Retaining Washers. (16 pack) silver.
- 17 F0932SVRPK Socket Head Screw M8 x 35. (16 pack) silver.
- 18 CP00436 Eye Bolt. M8 x 35mm enables the release of breast bars safely from outside the trailer. Suits the wheel brace supplied with trailer.
- 19 P1278PK Neoprene Washer 40mm. 40mm washer used under the breast/breeching bar retainer washers. Pack Qty 16.
- 20 P1260 Allen Key 5mm.
- 21 F1003ZPK Hexagon Nut M8. (Breast bar receivers - 20 pack).
- 22 F0923ZPK Socket Screw. M8 x 40 Cap Head. Used to secure the breast bar receiver bracket to the centre partition panel. Pack Qty 10.



HB403

WA00454 Breeching Bar HB403.



SEALS, CAPPING & DRAUGHT EXCLUDERS


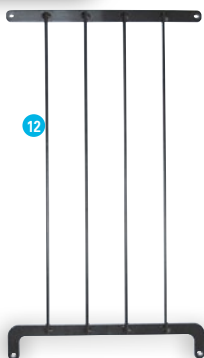
- 1 P1300-1036 Front Upper Door Seal. Silver HB403, HB506. Cut to correct length.
- 2 P1300-1193 Front Upper Door Seal. Silver HB511. Cut to correct length.
- 3 P1311-00688 Rear Door Beading. (vertical) HB403, HB506. Cut to correct length.
- 4 P1311-00703 Rear Door Beading. (vertical) HB511. Cut to correct length.
- 5 P1304-01205 Rear Door Surround Rubber HB403. Cut to correct length.
- 6 P1304-01365 Rear Door Surround Rubber HB506. Cut to correct length.
- 7 P1304-01430 Rear Door Surround Rubber HB511. Cut to correct length.
- 8 P1802 Inspection Door Seal. Per metre.
- 9 ET00078-01200 Pillar Capping. (external-rear). Cut to correct length.
- 10 ET00078-0160 Pillar Capping. (external-front). Cut to correct length.

WINDOWS, VENTS & GLAZING PARTS

- 11 CP00304 Front Window. Fitted to HB506 & HB511.
- 12 KX4325 Front Window Guard Kit. For the HB506 & HB511 mk2. The kit comprises of 1 guard, stiffener and rivets. Distributor supply & fit only.
- KS2278 Fixed Window Kit. (front top door) includes glass and rubber seal.
- 13 CP00281 Safety Glass. (Side Windows).
- 14 P1326 Glazing Rubber. (per metre) Thin panel.
- 15 P1327 Filler Strip. For above (per metre).
- 16 P1800 Glazing Rubber. (per metre) Timber panel.
- P1801 Filler Strip. For above (per metre).
- 17 P1212 Sliding Window.
- 18 P1212B Push Button. For sliding window.
- 19 KX4323 Window Protection Bars. (pair). For use when sliding windows fitted.
- 20 P1202 Roof (Nosecone) Pop-Up Ventilator HB403.
- KX3083 Roof Vent Kit (mk2) HB506 & HB511. This kit includes 2 roof vent hinges, springs, brackets and roof vent lid.
- 21 CP00365 Roof Ventilator Lid HB506, HB511.
- CP00366 Roof Ventilator Hinge HB506, HB511.
- 22 CP00367 Roof Vent Spring LH HB506, HB511.
- CP00368 Roof Vent Spring RH HB506, HB511.
- 23 CP00549 Roof Vent Spring Bracket. Compatible with the HB506 & HB511 mk2.
- 24 CP00370 Roof Vent Spring Retainer HB506, HB511.

KICKBOARD & PADDING

- 25 CP00310 Kickboard. (lower side panel) HB403, HB506.
- 26 CP00311 Kickboard. (lower side panel) HB511.
- 27 CP00308-14 Padding. (side panel) Cream HB403, HB506.
- 28 CP00309-14 Padding. (side panel) Cream HB511.
- 29 CP00312 Padding End Retainer.





RAMP & REAR DOOR SPARES

All rear door kits are supplied with hinges, release toggles and fittings.

- 1** C31249 Ramp Closure Handle.
- 2** P00165 Bolt Head Cover. (silver-grey for ramp handle).
- 3** WA00052 Front Ramp Hinge Assembly.
- 4** CP00172 Front Body Grab Handle. Nylon moulded pull handle.
CP00173 Top Door Retainer Pin. Used to secure the front and rear doors in the open position.
- 5** CP00415 Buffer - Upper Door Retainer. Used with CP00173.
- 6** WA00157 Upper Door Hinge Assembly. (rear - long offset).
- 7** WA00158 Upper Door Hinge Assembly. (side - short offset). Also used on the inspection door.
- 8** WA00166 Upper Door Retainer Release Assembly.
- 9** P1191 Gas Spring. (Front and rear ramp).
P1193 Gas Spring. This gas spring will eventually supersede P1191 totally over a period of 9 months starting in September 2016. (The two parts are interchangeable). 2100N
- 10** P1192 Gas Spring Cover.
- 11** P1228 Ramp Guide. (Rear ramp - all models).
- 12** CP00348 Ramp Guide. (front ramp - all models).
- 13** C00150 Ramp Latch Staple. (Rear ramp - all models).
- 14** CP00091 Ramp Latch Staple. (front ramp - all models).
CP00446 Barrel Nut. (Rear Ramp Latch Staple).
- 15** P1803 Inspection Door Lock. (outer) assembly.
- 16** WA00460 Inspection Door Latch. (inner) assembly.
CP00399 Inspection Door Lock Keeper.

REAR DOOR KITS HB403

- KS3080L-01B Rear Door. Left hand HB403 Silver.
- KS3080R-01B Rear Door. Right hand HB403 Silver.
- KS3080L-04B Rear Door. Left hand HB403 Red.
- KS3080R-04B Rear Door. Right hand HB403 Red.
- KS3080L-05B Rear Door. Left hand HB403 White.
- KS3080R-05B Rear Door. Right hand HB403 White.
- KS3080L-06D Rear Door. Left hand HB403 Bala blue.
- KS3080R-06D Rear Door. Right hand HB403 Bala blue.
- KS3080L-08A Rear Door. Left hand HB403 Black.
- KS3080R-08A Rear Door. Right hand HB403 Black.
- KS3080L-12B Rear Door. Left hand HB403 Graphite.
- KS3080R-12B Rear Door. Right hand HB403 Graphite.

HB506 (MK2)

- KS3081L-01B Rear Door. Left hand HB506 Silver.
- KS3081R-01B Rear Door. Right hand HB506 Silver.
- KS3081L-04B Rear Door. Left hand HB506 Red.
- KS3081R-04B Rear Door. Right hand HB506 Red.
- KS3081L-05B Rear Door. Left hand HB506 White.
- KS3081R-05B Rear Door. Right hand HB506 White.
- KS3081L-06D Rear Door. Left hand HB506 Bala blue.
- KS3081R-06D Rear Door. Right hand HB506 Bala blue.
- KS3081L-08A Rear Door. Left hand HB506 Black.
- KS3081R-08A Rear Door. Right hand HB506 Black.
- KS3081L-12B Rear Door. Left hand HB506 Graphite.
- KS3081R-12B Rear Door. Right hand HB506 Graphite.

HB511 (MK2)

- KS3082L-01B Rear Door. Left hand HB511 Silver.
- KS3082R-01B Rear Door. Right hand HB511 Silver.
- KS3082L-04B Rear Door. Left hand HB511 Red.
- KS3082R-04B Rear Door. Right hand HB511 Red.
- KS3082L-05B Rear Door. Left hand HB511 White.
- KS3082R-05B Rear Door. Right hand HB511 White.
- KS3082L-06D Rear Door. Left hand HB511 Bala blue.
- KS3082R-06D Rear Door. Right hand HB511 Bala blue.
- KS3082L-08A Rear Door. Left hand HB511 Black.
- KS3082R-08A Rear Door. Right hand HB511 Black.
- KS3082L-12B Rear Door. Left hand HB511 Graphite.
- KS3082R-12B Rear Door. Right hand HB511 Graphite.

1 FRONT RAMP DOORS

Compatible with the mk1 & mk2 models, these door kits include hinges and fastenings but exclude windows.

HB403 & HB506

KS2276-01B	Front Ramp Door. Left Hand Silver.
KS2274-01B	Front Ramp Door. Right Hand Silver.
KS2276-04B	Front Ramp Door. Left Hand Red.
KS2274-04B	Front Ramp Door. Right Hand Red.
KS2276-05B	Front Ramp Door. Left Hand White.
KS2274-05B	Front Ramp Door. Right Hand White.
KS2276-06D	Front Ramp Door. Left Hand Bala Blue.
KS2274-06D	Front Ramp Door. Right Hand Bala Blue.
KS2276-08A	Front Ramp Door. Left Hand Black.
KS2274-08A	Front Ramp Door. Right Hand Black.
KS2276-12B	Front Ramp Door. Left Hand Graphite.
KS2274-12B	Front Ramp Door. Right Hand Graphite.


HB511

KS2272-01B	Front Ramp Door. Left Hand Silver.
KS2270-01B	Front Ramp Door. Right Hand Silver.
KS2272-04B	Front Ramp Door. Left Hand Red.
KS2270-04B	Front Ramp Door. Right Hand Red.
KS2272-05B	Front Ramp Door. Left Hand White.
KS2270-05B	Front Ramp Door. Right Hand White.
KS2272-06D	Front Ramp Door. Left Hand Bala Blue.
KS2270-06D	Front Ramp Door. Right Hand Bala Blue.
KS2272-08A	Front Ramp Door. Left Hand Black.
KS2270-08A	Front Ramp Door. Right Hand Black.
KS2272-12B	Front Ramp Door. Left Hand Graphite.
KS2270-12B	Front Ramp Door. Right Hand Graphite.

2 INSPECTION DOOR KITS

These kits include hinges and lock mechanism.

KS3071L-01B	Inspection Door Kit. Left hand Silver.
KS3071R-01B	Inspection Door Kit. Right hand Silver.
KS3071L-04B	Inspection Door Kit. Left hand Red.
KS3071R-04B	Inspection Door Kit. Right hand Red.
KS3071L-05B	Inspection Door Kit. Left hand White.
KS3071R-05B	Inspection Door Kit. Right hand White.
KS3071L-06D	Inspection Door Kit. Left hand Bala Blue.
KS3071R-06D	Inspection Door Kit. Right hand Bala Blue.
KS3071L-08A	Inspection Door Kit. Left hand Black.
KS3071R-08A	Inspection Door Kit. Right hand Black.
KS3071L-12B	Inspection Door Kit. Left hand Graphite.
KS3071R-12B	Inspection Door Kit. Right hand Graphite.













**MK2 trailers
manufactured
from May 2011
onwards**







**Front Panel Kits,
Roof Kits, Top
Side Panels, Pillars
and Flooring**

FRONT PANEL KITS













	KS2264-01B	Front Nose panel MK1 to mk2 Conversion Kit. HB506/HB511 Silver.
	KS2264-04B	Front Nose panel MK1 to MK2 Conversion Kit. HB506/HB511 Red.
	KS2264-08A	Front Nose panel MK1 to MK2 Conversion Kit. HB506/HB511 Black.
	KS2264-12B	Front Nose panel MK1 to MK2 Conversion Kit. HB506/HB511 Graphite.
	KS2266-01B	Front Nose Panel Kit MK2. HB506/ HB511. Silver.
	KS2266-04B	Front Nose Panel Kit MK2. HB506/ HB511. Red.
	KS2266-05B	Front Nose Panel Kit MK2. HB506/ HB511. White.
	KS2266-06D	Front Nose Panel Kit MK2. HB506/ HB511. Bala Blue.
	KS2266-08A	Front Nose Panel Kit MK2. HB506/ HB511. Black.
	KS2266-12B	Front Nose Panel Kit MK2. HB506/ HB511. Graphite.
	CP00589	Left hand Bottom Corner Moulding. Fitted at the bottom of the front panel, included within the MK1 to MK2 conversion kits.
	CP00590	Right hand Bottom Corner Moulding. Fitted at the bottom of the front panel, included within the MK1 to MK2 conversion kits.

ROOF KITS

	KS3076	HB506 MK1 Roof Conversion Kit. This kit is required when replacing a roof on a mk1 trailer. Please note that when using this conversion replacement MK2 rear doors are also required (Supplied separately)
	KS3077	HB511 MK1 Roof Conversion Kit. This kit is required when replacing a roof on a mk1 trailer. Please note that when using this conversion replacement MK2 rear doors are also required (Supplied separately)
	KS3078	HB506 MK2 Replacement Roof Kit.
	KS3079	HB511 MK2 Replacement Roof Kit.

TOP SIDE PANELS

These panels are fitted between the roof and side panel

	CP00552-01B	Top Side Panel. Silver HB506 MK2 / HB403.
	CP00552-04B	Top Side Panel. Red HB506 MK2 / HB403.
	CP00552-05B	Top Side Panel. White HB506 MK2 / HB403.
	CP00552-06D	Top Side Panel. Bala Blue HB506 MK2 / HB403.
	CP00552-08A	Top Side Panel. Black HB506 MK2 / HB403.
	CP00552-12B	Top Side Panel. Graphite Grey HB506 MK2 / HB403.
	CP00553-01B	Top Side Panel. Silver HB511 MK2.
	CP00553-04B	Top Side Panel. Red HB511 MK2.
	CP00553-05B	Top Side Panel. White HB511 MK2.
	CP00553-06D	Top Side Panel. Bala Blue HB511 MK2.
	CP00553-08A	Top Side Panel. Black HB511 MK2.
	CP00553-12B	Top Side Panel. Graphite Grey HB511 MK2.

PILLARS

CP01001	Front Pillar. Left Hand. For a trailer with a left hand front ramp.
CP01002	Front Pillar. Right Hand. For a trailer with a right hand front ramp.
CP01003	Front Pillar. Left Hand. For a trailer with a right hand front ramp or a Basic model.
CP01004	Front Pillar. Right Hand. For a trailer with a left hand front ramp or a Basic model.
CP01029	Rear Corner Pillar. Left Hand. Compatible with the standard rear ramp and van door models.
CP01030	Rear Corner Pillar. Right Hand. Compatible with the standard rear ramp and van door models.
CP01031	Middle Pillar. Left hand. For a trailer with a left hand front ramp.
CP01032	Middle Pillar. Right hand. For a trailer with a right hand front ramp.
CP01033	Middle Pillar. Left hand. For a trailer with a right hand front ramp or a Basic model.

EXTRUSIONS

ET00074-01025	Horizontal Joint Cover. HB506. Fitted above the inspection door.
ET00074-01182	Horizontal Joint Cover. HB511. Fitted above the inspection door.

FLOOR & RAMP MATTING



CP00116	Floor Matting. Ribbed rubber mat pre-cut to fit The HB511 mk2.
CP00115	Floor Matting. Ribbed rubber mat pre-cut to fit The HB506 mk2.
CP00223	Floor Matting. Ribbed rubber matting pre-cut to fit HB403 suitable for either right or left hand side front ramp.
CP0000277	Rear Ramp Matting. High grip rubber matting pre-cut to fit HB511
CP00275	Rear Ramp Matting. High grip rubber matting pre-cut to fit HB506
CP00273	Rear Ramp Matting. High grip rubber matting pre-cut to fit HB403
CP00276	Rear Ramp Matting. High grip rubber matting pre-cut to fit HB511
CP00274	Rear Ramp Matting. High grip rubber matting pre-cut to fit HB506 & HB403

ALUMINIUM FLOORS





Suitable for either right or left hand side front ramps

WA00114	Aluminium Floor Kit. Pre formed aluminium floor and finisher strips to fit the HB511 mk2.
WA00113	Aluminium Floor Kit. Pre formed aluminium floor and finisher strips to fit the HB506 mk2.
WA00220	Aluminium Floor Kit. Pre formed aluminium floor and finisher strips to fit HB404
KS27230	Floor Matting Retaining Hardware Set. Set of 4 Staples with fixing hardware.


TACK STORAGE

-  **1 KX01251 Removable Tack Pack silver.** Removable storage unit for the HB505, HB510, HB506 & HB511 series, includes galvanized Saddle rack, removable feed bowl and lockable front fasteners.
- 2 P0448 Tack Pack Wheel.** Replacement wheel for Tack Pack units.
- 3 P0449 Axle.** Replacement axle to fit the Tack Pack unit.
-  **4 KX012414 Door Mounted Tack Pack Cream.** Attached to the grooms door, suitable for the HB403, HB506 & HB511. This neat storage solution is capable of storing two saddles and various tack. Suitable for General Purpose saddles up to 17" (43cm). We advise that you check saddles fit prior to purchase.
- 5 KX01231 Fastening Kit.** (Door mounted Tack Pack) Silver.

ACCESSORIES

- 6 KX0830 Mesh Internal Storage Pouch.** Ideal for storing trailer manuals and other small items such as hair brushes etc. Available for the HB506 & HB511.
- 7 B0230 Digital Trailer Camera.** Includes wireless digital wide angled camera with night vision, 5" LCD monitor, monitor holder and power cables. Powered as standard from the trailer lighting system with the option of purchasing a battery pack for powering with more flexibility. See pages 27 & 28 for full details.
- 8 B0163 Grooms Door Vanity Mirror.** A choice of where it can be positioned within the trailer.
- 9 KX0233 Prop Stand Kit.** Consider prop stands if your horse requires a particularly steady surface to load. Additional support will reassure nervous horses.
-  **10 KX0840 Hay Net Rail Kit.** Compatible with the HB403 & HB506 manufactured after Sept 2012 with a slot above the front ramp as standard. This kit allows for the hay net rail to be fitted to both sides of the trailer and includes a rail for fitting above the inspection door and 2 sets of eyebolts and sliding nuts.
-  **KX0841 Hay Net Rail Kit.** Compatible with the HB511 manufactured after Sept 2012 with a slot above the front ramp as standard. This kit allows for the hay net rail to be fitted to both sides of the trailer and includes a rail for fitting above the inspection door and 2 sets of eyebolts and sliding nuts.
-  **KX0842 Haynet Rail Kit.** Compatible with the HB403 & HB506 manufactured between 2008 and Sept 2012. This kit includes 2 rails and 2 sets of eyebolts and sliding nuts.
-  **KX0843 Haynet Rail Kit.** Compatible with the HB511 manufactured between 2008 and Sept 2012. This kit includes 2 rails and 2 sets of eyebolts and sliding nuts.
- KX0844 Haynet Eyelet Assembly.** This kit is compatible with trailers built after 2012 with a slot above the front ramp as standard and when a hay net is only required on this side. This kit includes 1 eyebolt and 1 sliding nut.
- CP011112 Sliding Rail Nut M8**
- CP01111 M8 x 18 Eyebolt.**

**MK2 trailers manufactured
from May 2011 onwards**



TRAILER COVERS

- 1 B01686L** Trailer Cover HB403 / HB401. For models with a left hand side inspection door. Blue
 - B01686R** Trailer Cover HB403 / HB401. For models with a right hand side inspection door. Blue
 - B01696L** Trailer Cover HB506 / HB505. For models with a left hand side inspection door. Blue
 - B01696R** Trailer Cover HB506 / HB505. For models with a right hand side inspection door. Blue
 - B01706L** Trailer Cover HB510 / HB511. For models with a left hand side inspection door. Blue
 - B01706R** Trailer Cover HB510 / HB511. For models with a right hand side inspection door. Blue
- Trailer Aid.** Used when replacing a flat or punctured tyre. Saves time and energy no need to use a jack. Available in black and yellow.
- 2 B0054** Black.
 - B0055** Yellow.



HB401, HB505 & HB510 Centre Partition & Breast/Breeching Bars

Ifor Williams
Parts

MODEL SPECIFIC

HB510

These silver partitions can also be used to replace the coloured partitions in trailers manufactured since January 1999, both types are fully interchangeable with the head partitions.



- 1 P1084 **Head Partition.** For HB510.
- 2 C00130 **Pin.** Retainer pin for head partitions (From 1999).
P1150 **Ring.** 38mm Split ring.
- 3 KS30471 **Partition Leaf.** (Front) Silver padding includes rubber skirt.
- 4 KS30451 **Partition Leaf.** (Rear) Silver padding includes rubber skirt.
- 5 C82544 **Partition Skirt.** HB510 for front or rear use.
- 6 P1021 **Retainer Hook.** Used to hold the centre partition open whilst loading.
- 7 P1022 **Mini Tye.** Soft rubber used on horsebox head partitions or for general holding and tie back. 135mm centres.
- 8 P1025 **Mini Tye.** Longer version. 225mm centres.
- 9 AS7590 **Centre Pillar.** HB510 - the type used from January 1999.
- 10 AS7509 **Fixing Bracket.** HB510 - Fixes the centre partition pole to the trailer roof.
- 11 C11153 **Fixing Bracket.** Used where centre partition pole enters the floor.
- 12 C00077 **Clevis Pin.** Used to secure the centre partition pole to the upper bracket (HB505/510 or TA5 models with horse kit).
- 13 F1913Z **R Clip.** Holds the centre partition clevis securely in place.
- 14 P1110/50SS **Linch Pin.** 1/4 inch diameter linch pin and snap ring with retainer chain fitted (50mm pin). Stainless steel.
- 15 KS27218 **Breast/Breeching Bar.** For HB510 (Black).
- 16 KX01168 **Breast/Breeching Bar Full Length.** For horses that prefer to travel in a wider stall. Centre partitions are removed and full width breast and breeching bars are fitted.
- 17 C31253 **Pin End.** Pin end casting for breast/breeching bars.
- 18 C31252 **Hook End.** Hook end casting for breast/breeching bars.
- 19 C31259 **Pin End (Sliding).** Pin end casting for full width breeching bars.
- 20 C31250 **Receiver Bracket.** Three hole breeching bar receiver bracket.
- 21 F0923ZPK **Socket Screw.** M8 x 40 Cap head. Used to secure the breast bar bracket to the centre partition panel. **Pack 10**
- 22 F1003ZPK **Nut.** M8 Plain hex type. **Pack 20**

- 23 F0932ZPK-01B **Socket Screw Silver.** M8 x 35 button head screw retains the breast / breeching bar receiver bracket from the outside of the trailer. **Pack 16**
- 24 F1103ZPK-01B **Retainer Washer Silver.** This washer sits underneath the socket screw on the outside of the trailer. **Pack 16**
- 25 P1278PK **Neoprene Washer.** 40mm washer used under the breast/breeching bar retainer washers. **Pack 16**
- 26 P1260 **Hex key.** For the Horsebox breast/breeching bar release system on HB401, 505 & 510.

HB505

These silver partitions can also be used to replace the coloured partitions in trailers manufactured since January 1999, both types are fully interchangeable with the head partitions.



- 1 P1085 **Head Partition.** For HB505.
- 2 C00130 **Pin.** Retainer pin for head partitions (From 1999).
P1150 **Ring.** 38mm Split ring.
- 3 KS30481 **Partition Leaf.** (Front) Silver padding includes rubber skirt.
- 4 KS30461 **Partition Leaf.** (Rear) Silver padding includes rubber skirt.
- 5 C82543 **Partition Skirt.** HB505 for front or rear use.
- 6 P1021 **Retainer Hook.** Used to hold the centre partition open whilst loading.
- 7 P1022 **Mini Tye.** Soft rubber version used on horsebox head partitions or for general holding and tie back applications. (135mm centres)
- 8 P1025 **Mini Tye.** Longer version with 225mm centres.
- 9 AS7585 **Centre Pillar.** HB505 - the type used since January 1999.
- 10 AS7459 **Fixing Bracket.** HB505 - Fixes the centre partition pole to the trailer roof.
- 11 C11153 **Fixing Bracket.** Used where centre partition pole enters the floor.
- 12 C00077 **Clevis Pin.** Used to secure the centre partition pole to the upper bracket (HB505/510 or TA5 models with horse kit).
- 13 F1913Z **R Clip.** Holds the centre partition clevis securely in place.
- 14 P1110/50SS **Linch Pin.** 1/4 inch diameter linch pin and snap ring with retainer chain fitted (50mm pin). Stainless steel.
- 15 KS26968 **Breast/Breeching Bar.** HB505 plastic covered (Black).
- 16 KX01158 **Breast/Breeching bar full length.** For horses that prefer to travel in a wider stall. Centre partitions are removed and full width breast and breeching bars are fitted.
- 17 C31253 **Pin End.** Pin end casting for breast/breeching bars.
- 18 C31252 **Hook End.** Hook end casting for breast/breeching bars.
- 19 C31259 **Pin End (Sliding).** Pin end casting for full width bars.
- 20 C31250 **Receiver Bracket.** Three hole cast receiver bracket.
- 21 F0923ZPK **Socket Screw.** M8 x 40 Cap head. Used to secure the breast bar bracket to the centre partition panel. **Pack 10**
- 22 F1003ZPK **Nut.** M8 Plain hex type. **Pack 20**

- 23 F0932ZPK-01B **Socket Screw Silver.** M8 x 35 button head screw retains the breast / breeching bar receiver bracket from the outside of the trailer. **Pack 16**
- 24 F1103ZPK-01B **Retainer Washer Silver.** This washer sits underneath the socket screw on the outside of the trailer. **Pack 16**
- 25 P1278PK **Neoprene Washer.** 40mm washer used under the breast/breeching bar retainer washers. **Pack 16**
- 26 P1260 **Hex Key.** For the Horsebox breast/breeching bar release system on HB401, 505 & 510.
- 27 KS26858 **Breaching Bar.** HB401.

HB401, HB505 & HB510

INSPECTION DOOR SPARES

- 1 C10617SS Door Pull. Stainless steel combined antiluce plate and door pull, used on the inspection doors.
- 2 P1004 Antiluce Fastener. Used to secure the inspection door.
- 3 P1072SS Inspection Door Hinge.

FRONT & REAR RAMP SPARES

- 4 AS1683 Hinge Pin. RH front ramp hinge pin.
- 5 AS1684 Hinge Pin. LH front ramp hinge pin.
- 6 C00150 Ramp Handle Staple. Front Ramp
- 7 C00151 Ramp Handle Staple. Rear Ramp.
- C15307 Number Plate Backing Panel.
- 8 C31249 Ramp Closure Handle. Fitted to the front and rear ramps.
- 9 P11190 Pin & Chain. Used to secure the front and rear ramp closure handles.
- 10 P1163 Rear Ramp Spring.
- 11 P1191 Gas Spring. Fitted to assist with the lifting of the front ramp.
- 12 P1192 Protective Bellows.

UPPER DOOR SPARES

- 13 AS0630SS Linch Pin Receiver. Fitted to the side of the trailer to hold the front and rear doors in the open position.
- 14 C11154 Front Door Hinge. Cranked stainless steel hinge fitted to the door above the front ramp.
- 15 C11155 Rear Door Hinge. Stainless steel hinge fitted to the doors above the rear ramp.
- 16 P1110/50SS Linch Pin & Chain. Used to hold the front and rear doors in the open and closed positions.

VENTS & GLAZING

- 17 P1202 Roof Vent. Fitted to the front GRP roof of the HB401, HB403, HB505 & HB510
- 18 P1212 Sliding Window. Fitted to the Classic series.
- 19 P1212/B Sliding Window Push Button.
- 20 P1213 Safety Glass. Fitted to the front panel and the front ramp door on the HB510.

SEALS


- 21 P1304 Rubber Seal. Used as a seal for the front and rear ramps, inspection doors and rear doors. Sold per metre.
- 22 P1311 Beading. Vertical seal for the rear doors and for the rear light brackets. Sold per metre.
- 23 P1326 Glazing Rubber. Used to seal P1213. Sold per metre.
- 24 P1327 Glazing Filler Strip. Used to seal P1213. Sold per metre.





HB505 double horsebox

KICKBOARD PANELS

-  **1 C79015** Kickboard. LH Kickboard for HB510 (1999 on). Can be cut down to fit the HB505
- C79016** Kickboard. RH Kickboard for HB510 (1999 on). Can be cut down to fit the HB505

FLOOR & REAR RAMP MATTING


-  **2 C80814** Floor Matting. Ribbed rubber matting pre cut to fit HB505 (Post 1992).
- C80816** Floor Matting. Ribbed rubber matting pre cut to fit HB510.
- 3 C890454** Ramp Matting. High grip rubber matting pre cut to fit HB505 Rear ramp 1520mm x 1508mm x 6mm.
- C890455** Ramp Matting. High grip rubber matting pre cut to fit HB510 Rear ramp. 1520mm x 1615mm x 6mm
- 4 KS27230** Floor Mat Fixing - set of 4. Staples with fixing hardware.







- 5 C49769** Corner Moulding. 1513mm. Used to secure the rear ramp matting on the HB505. Horizontal.
- C49779** Corner Moulding. 1620mm. Used to secure the rear ramp matting on the HB510. Horizontal.
- C497635** Square Corner Moulding. 1524mm. Used to secure front and rear ramp matting on the HB401, HB505 & HB510. Vertical.

FRONT RAMP MATTING

- 6 C890451** Ramp Matting. High grip rubber matting pre cut to fit HB401/505 Front ramp 1520mm x 983mm x 6mm.
- C890453** Ramp Matting. High grip rubber matting pre cut to fit HB510 Front ramp 1520mm x 1140mm x 6mm.



ALUMINIUM FLOOR KITS

-  **7 KS0700** Aluminium Floor Kit. Pre formed aluminium floor and finisher strips, to fit HB505 (Pre 1992).
-  **KS0705** Aluminium Floor Kit. Pre formed aluminium floor and finisher strips, to fit HB401.
-  **KS0711** Aluminium Floor Kit. Pre formed aluminium floor and finisher strips, to fit HB505 (Post 1992).
-  **KS0720** Aluminium Floor Kit. Pre formed aluminium floor and finisher strips, to fit HB510.




ALUMINIUM ROOF SHEETS

	C49278-SVR	Silver Aluminium Roof Sheet. HB401.
	C49275-SVR	Silver Aluminium Roof Sheet. HB505.
	C49270-SVR	Silver Aluminium Roof Sheet. HB510.







GRP ROOF PANELS

	C72440/SILVER	Silver GRP Roof Panel. HB401.
	C72421/SILVER	Silver GRP Roof Panel. HB505.
	C72430/SILVER	Silver GRP Roof Panel. HB510


ROOF CHANNELS & COVERS

	C19303	Roof Channel. HB505.
	C19345	Roof Channel. HB510.
	P1322	Roof Channel Cover. White, snap in plastic 6334mm.


FRONT & REAR RAMP PILLARS

	C10831	Front Ramp Pillar. HB505/401 Right hand – nearest front of trailer.
	C10832	Front Ramp Pillar. HB505/401 left hand – nearest rear of trailer.
	C10841	Front Ramp Pillar. HB510 Right hand – nearest front of trailer.
	C10842	Front Ramp Pillar. HB510 left hand – nearest rear of trailer.
	C10862	Rear Ramp Pillar. HB505/ 401 right hand.
	C10863	Rear Ramp Pillar. HB5058 / 401 left hand
	C10860	Rear Ramp Pillar. HB510 right hand.
	C10861	Rear Ramp Pillar. HB510 left hand.

REAR LIGHT BRACKETS

	C11280	Light Bracket. HB401, 505 & 510 right hand.
	C11281	Light Bracket. HB401, 505 & 510 left hand.

REAR FOOT PLATES




	C11400	Footplate. HB401 & 505 right hand.
	C11401	Footplate. HB401 & 505 left hand.
	C11403	Footplate. HB510 right hand.
	C11404	Footplate. HB510 left hand.
	C11407	Footplate. HB401 & 505 Classic right hand.
	C11408	Footplate. HB401 & 505 Classic left hand.
	C11412	Footplate. HB510 Classic right hand.
	C11413	Footplate. HB510 Classic left hand.




2




















PARTITION KITS

-  **KX0117 Full Width Partition Kit.** HB510XL Simply hang on the mounting rail & clip in place. Silver finish to the partition with a clear plastic skirt.
-  **KX0118 Full Width Partition Kit.** HB610 Simply hang on the mounting rail & clip in place. Silver finish to the partition with a clear plastic skirt.
-  **C11050 Partition Mounting Rail.** 4 fitted per trailer.
-  **P10851 Head Partition Kit.** HB510XL & HB610 Bolts on to any existing full width partition.
-  **KX01301 Centre Partition Kit.** Traditional style "side by side" partition system for carrying two large horses facing forwards in the HB510XL. Supplied with silver padded centre partition panels, Black breast and breeching bars, centre pole and all fittings.
-  **KX01291 Centre Partition Kit.** Traditional style "side by side" partition system for carrying two large horses facing forwards in the HB610. Supplied with silver padded centre partition panels, Black breast and breeching bars, centre pole and all fittings.

OPTIONAL ACCESSORIES

- KX4321 Window guard Kit.** Black powder coated bars (6) & fasteners for HB510XL.
- KX4320 Window Guard Kit.** Black powder coated bars (5) & fasteners for HB610.
-  **KX01168 Breeching Bar.** HB510XL fits across rear ramp aperture (Black).
- KS26858 Breast Bar.** HB610 fits across front ramp aperture (Black).
- KS27258 Breeching Bar.** HB610 fits across rear ramp aperture (Black).

BODY & FLOORING SPARES

- C11280 Rear Light Bracket.** HB510XL, right hand.
- C11281 Rear Light Bracket.** HB510XL, left hand.
- AS2196 Rear Corner Pillar.** HB510XL, right hand.
- AS2197 Rear Corner Pillar.** HB510XL, left hand.
- C12432 Rear Light Mounting Bracket.** HB610, non handed.
- C12430 Rear Corner Pillar.** HB610, right hand.
- C12431 Rear Corner Pillar.** HB610, left hand.
-  **C14697 Outer Roof Sheet.** Right hand HB610.
-  **C14695 Outer Roof Sheet.** Left hand HB610 (Left & Right hand HB510XL).
-  **C14696 Centre Roof Sheet.** HB610.
-  **C14689 Centre Roof Sheet.** HB510XL.
- P1202 Roof Vent.**
- P1212 Sliding Window.**
- P1212/B Push Button.** For the sliding window.
-  **C19353 Roof Channel.** HB610.
-  **C19345 Roof Channel.** HB510XL.
-  **P1322 Roof Channel Cover.**
-  **AS0770 Aluminium Floor.** Multi-planked Aluminium floor assembly to fit HB510XL.
-  **AS0725 Aluminium Floor.** Multi-planked Aluminium floor assembly to fit HB610.
-  **C80848 Rubber Matting.** One piece rubber matting to fit HB510XL (cut to fit HB510XL-10).
-  **C80849L Rubber Matting.** Left side Half matting to fit HB610.
-  **C80849R Rubber Matting.** Left side Half matting to fit HB610.
-  **KS3004 Rear Doors.** Pair of doors fitted above rear ramp on HB510XL 2.3M Headroom.
-  **KS3009 Rear Doors.** Pair of doors fitted above rear ramp on HB610 2.3M Headroom.
-  **C72053 GRP Nosecone.** Basic (non-storage) version for HB510XL models.
-  **C72049 GRP Nosecone.** Storage nose version for HB510XL models.
-  **C72056 GRP Nosecone.** Storage nose version for HB610 models.



1




3



4



5



6






8






7

BODY & FLOORING SPARES (CONTINUED)

-  **KS0920 Storage Nose Conversion Kit.** Full kit of parts to convert basic HB510XL models to the storage nose system. Includes GRP nosecone, upper front panel, sliding doors, track and all fasteners required.
- C79249-1 Interior Plastic Panel.** Silver 4300mm x 735mm.
- C79015 Kickboard.** Right Hand.
- C79016 Kickboard.** Left Hand.
-  **AS7963 Breast Bar Mounting.** HB610.
-  **C11045 Breast Bar Mounting Bracket.** HB610.

RAMP SPARES

-  **AS1683 Front Ramp Hinge.** HB610, right hand.
- AS1684 Front Ramp Hinge.** HB610, left hand.
-  **P1079 Over Centre Ramp Fastener.** Secures the front ramp HB610.
-  **AS7793 Ramp Fastener Reciever.** Secures P1079 on the front ramp HB610.
- C31249 Ramp Fastener Handle.** Secures the rear ramp
- C00150 Ramp Fastener Staple.** Secures the C31249 on the rear ramp .
- C20937 Rear Ramp Hinge.**
- P1246 Ramp Hinge Bush.**
- P1161 Ramp Spring.** Front & rear ramp HB610.
- P1163 Ramp Spring.** Rear ramp HB510XL.
- C04217 Ramp Sping Bracket.** Right hand.
- C04219 Ramp Sping Bracket.** Left hand.

INSPECTION DOOR SPARES

- AS4275 Latch Keep Assembly.**
- C00273 Door Latch Bridge.**
- C70322 Internal Latch Cover.**
-  **P1066 Lockable Paddle Latch.**
- P10725 Inspection Door Hinge.**



GROOMS DOOR FITTINGS

- 1 P1803 Outer Door Latch & Keys. Used on the internal and external entrance doors, storage locker and tack locker.
- 2 P1804 Inner Latch. Used on the internal and external entrance doors, storage locker and tack locker.
- 3 CP02109 Internal Latch Hole Cover.
- 4 P4175 Door Keep. Used with P1803 & P1804 to keep the doors closed.
- 5 P1012F Door Holder – Female.
- 6 P1012M Door Holder – Male.
- 7 P4126 Door Retainer. Holds the entrance door in the open position.
- 8 P4159 Entrance Door Fly Screen.

SIDE STEP & FITTINGS

- 9 KS7711 Side Step Kit. Distributor Supply Only.
- 10 P4032 Compartment Latch. Releases the side step.
- 11 P1385 Anti Slip Pads. Fitted to the side step to give a non slip surface.


LIVING AREA

- 12 KS7716 Cupboard Lock kit. One complete assembly. Fitted to the head lockers, kitchen units and internal storage cupboards.
- P4000 Kitchen Sink
- 13 P4019 Side / Sink Window.
- 14 P4020 Blind & Fly Screen. For the side / sink window.
- P4056 Front Window.
- P4057 Blind & Fly Screen. For the front window.
- CP01807 Bunk Bed Mattress.
- 15 P2100 Bunk Bed Ladder.
- 16 P4090 Bunk Bed Safety Net.
- 17 P4095 Bunk Bed Gas Strut.
- 18 P4142 Roof Light. Clear dome, complete with fly screen and blind.
- 19 P4050 12v Water Pump.
- 20 P4051 Water Pump Strainer.

REAR / HORSE AREA

- CP01626 Rubber Floor Mat. Left hand. For the Eventa L
- CP01627 Rubber Floor Mat. Right hand. For the Eventa L
- CP00836 Rubber Floor Mat. One Piece mat for the Eventa M
- 21 P4160 Rear Body Roof Light. Opaque dome.
- 22 CP01600 Sliding Vertical Window.
- 23 WA01799 Sliding Vertical Window Guard.
- 24 P1212 Sliding Horizontal Window.
- 25 P1212/B Push Button. Replacement button for P1212.
- 26 P4283 Gas Strut. Fitted to the tack locker.
- 27 P4095 Gas Strut. Fitted to the external compartment doors.





CENTRE PARTITION

- 1 CP02224 Eventa Partition PVC Skirt.
- 2 C00049 Sliding Bolt.
- 3 C70102 Guide Bush. For the C00049 sliding bolt.
- 4 C70103 Spring Bolt Housing.
- 5 P1022 Mini Tye.
- 6 P1041 S Hook.
- 7 P1173 Compression Spring.
- 8 P12361 M8 Pin & Knob Assembly.
- 9 CP02260 Partition Pivot Pin.
- 10 CP01784 Partition Pivot Hinge Bush.

REAR RAMP



- CP01663 Rear Ramp Mat – Top.
- CP01664 Rear Ramp Mat – Bottom.
- 11 WA00669 Rear Ramp Hinge.
- 12 CP01652 Ramp Hinge Pivot Washer.
- 13 P1246 Hinge Pivot Bush.
- 14 C00215 Ramp Spring J Bolt.
- 15 P1184 Ramp Spring. Distributor only supply owing to the difficulty in identification
- 16 CP00684 Ramp Catch Hinge Bracket.
- 17 CP01909 Ramp Catch Release Bolt.
- 18 P1167 Ramp Spring. Distributor only supply owing to the difficulty in identification
- 19 P1835 Rubber Ramp Foot.

BODY COMPONENTS



- 20 CP01635 Front Bumper Moulding. Distributor supply only.
- 21 CP01636 Rear Bumper Moulding. Distributor supply only.

ACCESSORIES

- 22 KX7522 Rug Rack. Can be fitted internally to the horse area. Distributor supply only.
- 23 KX7532 Prop Stand Kit. Additional support for loading when uncoupled or for reassuring nervous horses. Distributor supply only.
- 24 KX7533 External Tie Ring Kit. Distributor supply only.
- 25 P4084 Spare Wheel Cover.
- 26 P4145 Feed Bucket.
- B0170M Trailer Cover. Eventa M.
- B0170L Trailer Cover. Eventa L.





RAMP SPARES

C497113	Ramp Plank. TA5G Easyload™ ramp 1365mm.
C497112	Ramp Plank. TA5G Cattle Ramp 1444mm.
C497132	Ramp Plank. TA510G Cattle ramp 1674mm.
C497135	Ramp Plank. TA510G Easyload™ 1595mm.
C497133	Ramp Plank. DP120G Cattle ramp 1690mm.
C49706	Ramp Plank. DP120G Easy load™ 1610mm.
1 C14324	Ramp Closure Handle. Right hand side.
C14325	Ramp Closure Handle. Left hand side.
2 C11968	Receiver. For ramp closure handles.
3 C01690	Ramp Closure Lock Pin.
P1288	Spring. Used with C01690 lock pin.
C04217	Ramp Spring Attachment Bracket. Right hand.
C04219	Ramp Spring Attachment Bracket. Left hand.
4 AS1744	Ramp Pivot. TA5G/TA510G Right hand.
AS1745	Ramp Pivot. TA5G/TA510G Left hand.
5 AS4330	Ramp Hinge Block. DP120G Right hand.
AS4331	Ramp Hinge Block. DP120G Left hand.
6 C20937	Ramp Hinge Tube. Used on the current DP120G models.
7 P1161	Ramp Spring. Used on all current livestock Trailers.
8 P1246	Hinge Pivot Bush.
9 P12361	M8 Pin and Knob Moulded.

REAR CORNER PILLARS

C14370	Right Hand Rear Corner Pillar TA5G/TA510G 6'.
C14371	Left Hand Rear Corner Pillar TA5G/TA510G 6'.
C14372	Right Hand Rear Corner Pillar TA5G/TA510G 7'.
C14373	Left Hand Rear Corner Pillar TA5G/TA510G 7'.
C14328	Right Hand Rear Corner Pillar DP120G.
C14329	Left Hand Rear Corner Pillar DP120G.



ROOF SHEETS

C14701	Roof Sheet. P8G - 2 per trailer.
C14705	Roof Sheet. TA5G 8' - 2 per trailer.
C14706	Roof Sheet. TA5G 10' - 2 per trailer.
C14707	Roof Sheet. TA5G 12' - 2 per trailer.
C14710	Roof Sheet. TA510G 10' - 2 per trailer.
C14711	Roof Sheet. TA510G 12' - 2 per trailer.
C14712	Roof Sheet. TA510G 14' - 2 per trailer.
C14715	Roof Sheet. DP120G 10' - 2 per trailer.
C14716	Roof Sheet. DP120G 12' - 2 per trailer.
C14717	Roof Sheet. DP120G 14' - 2 per trailer.
C14773	Centre Roof Sheet. 7' Headroom 10' long - 1 per trailer.
C14760	Centre Roof Sheet. 7' Headroom 12' long - 1 per trailer.
C14720	Centre Roof Sheet. 7' Headroom 14' long - 1 per trailer.

ROOF CHANNELS

C19322	Roof Channel. P8G 4' Headroom & P6G.
C19323	Roof Channel. P8G 5' Headroom.
C19324	Roof Channel. TA5G 4' Headroom.
C19314	Roof Channel. TA5G 6' Headroom.
C19306	Roof Channel. TA5G 7' Headroom.
C19309	Roof Channel. TA510G 6' Headroom.
C19302	Roof Channel. TA510G 7' Headroom.
C19307	Roof Channel. DP120G.

FRONT PANELS

C49125	P6G/P8G Front Panel. 1 sheet required for a 4' headroom trailer, 1.5 sheets required for a 5' headroom trailer
C49114	TA5G 4' Headroom.
C49113	TA510G 4' Headroom.
C49060	Front Upper Panel. TA5G 6' headroom.
C49070	Front Lower Panel. TA5G 6' & 7' headroom.
C49114	Front Upper Panel. TA5G 7' headroom.
C49061	Front Upper Panel. TA510G 6' headroom.
C49113	Front Upper Panel. TA510G 7' headroom.
C49071	Front Lower Panel. TA510G 6' & 7' headroom.
C49062	Front Upper Panel. DP120G.
C49072	Front Lower Panel. DP120G.

SIDE PANELS

C44774	Side Panel. 6' (1879.5mm).
C44776	Side Panel. 8' (2495.5mm).
C44780	Side Panel. 10' (3111.5mm).
C44784	Side Panel. 12' (3727.5mm).
C44788	Side Panel. 14' (4343mm).

INSPECTION DOORS

KS2223	Inspection Door. TA5G 4' headroom.
KS2220	Inspection Door Set. Upper & lower TA5G & TA510G.
KS2221	Inspection Door. Upper TA5G & TA510G.
KS2222	Inspection Door. Lower TA5G & TA510G.
KS2225	Inspection Door Set. Upper & Lower DP120G.

DRAWBARS

AS0659	Drawbar Kit. For the DP120S Sealed floor
AS7237	Drawbar Kit. For the DP120G (pre sealed floor)



VENTS, TIE POINTS & LIFTING HANDLES

1 C48990	Aluminium Vent. Used on all current livestock trailers except for 4' headroom models.
2 C89200	Rubber Hinge. Used as pivot for current vents.
3 P1245PK	Deck Cleat. Fitted to the side panels of current livestock trailers to secure vents in the open position. Sold in packs of 10.
C75373	Shoot Bolt. Used on current vents to secure in the closed position.
C75374	Shoot Bolt Spring. Used on current vents to secure in the closed position.
C49119	Aluminium Vent. Used on the current 4' headroom TA5G & TA510G.
4 P1226	Turn Button. Used with the current C49119 vents and on all standard livestock trailers pre 1997.
5 P1230	Vent Hinge. Used with the current C49119 vents and on all standard livestock trailers pre 1997.
6 AS0611	Tie Ring. Solid galvanized steel ring welded to a back plate.
7 C05871	Lifting Handle. Fitted to the DP120 container body to facilitate removal.
C89021	Front Flap Rubber Hinge. Acts as the hinge for the front fold down flap option on the livestock range.

BODY RAILS

Cross Division Receiver Rails

Galvanised steel slotted channel, waist height on left hand body side.



C12018 6' long for 8' body.

C12019 8' long for 10' body.

C12020 10' long for 12' body.

C12021 12' long for 14' body.

Cross Division Base Rails

Galvanised steel slotted rail just above floor on right hand body side.



C14165 8' long for 8' body.

C14166 10' long for 10' body.

C14167 12' long for 12' body.

C14168 14' long for 14' body.

Roof Rail - Left Hand

Galvanised steel section with oval holes, fitted in top left hand corner of body.



C14140 6' long for 8' body.

C14141 8' long for 10' body.

C14142 10' long for 12' body.

C14175 12' long for 14' body.

Roof Rail - Right Hand

Galvanised steel section with round holes, fitted in top right hand corner of body.



C14170 8' long for 8' body.

C14171 10' long for 10' body.

C14172 12' long for 12' body.

C14174 14' long for 14' body.

Roof/Vent Rails

Aluminium extrusion at the base of the roof sheet and forming the top edge of the roof vent.



C48899 6' long for P6 bodies.

C48900 8' long for P8 & TA5G 8'.

C48901 10' long for 10' body.

C48902 12' long for 12' body.

C48903 14' long for 14' body.

Panel Top & Vent Blocker Rails

Aluminium extrusion fitted to the top edge of both upper and lower side panels. Also used to block lower vents when vent flaps are not secured by shoot bolts.



C48920 6' long for 8' body Left Hand.

C48921 8' long for 10' body Left Hand and 8' body Right Hand.

C48922 10' long for 12' body Left Hand 10' body Right Hand.

C48923 12' long for 14' body Left Hand and 12' body Right Hand.

C48924 14' for 14' body Right Hand.

Panel Bottom Rails

Aluminium extrusion fitted to the lower edge of the upper side panels.



C48940 6' long for 8' body Left Hand.

C48941 8' long for 10' body Left Hand and 8' body Right Hand.

C48942 10' long for 12' body Left Hand 10' body Right Hand.

C48943 12' long for 14' body Left Hand and 12' body Right Hand.

C48944 14' for 14' body Right Hand.

Vent Gap Blocker Kits

This kit contains one left hand (short) and one right hand (long) rail plus fittings. These can be used to block upper vent gaps (where vent rails were never fitted) or lower vent gaps where the vents are held closed by shoot bolts but the user prefers the previously fitted blocker rails. Please note that one kit will only block the upper or lower vents. Two kits would be required to block the upper and lower vents.

KX2100/C Vent Gap Reducer kit. For 8' Cattle Trailers.

KX2100/D Vent Gap Reducer kit. For 8' Trailers with sheep decks.

KX2101/C Vent Gap Reducer kit. For 10' Cattle Trailers.

KX2101/D Vent Gap Reducer kit. For 10' Trailers with sheep decks.

KX2102/C Vent Gap Reducer kit. For 12' Cattle Trailers.

KX2102/D Vent Gap Reducer kit. For 12' Trailers with sheep decks.

KX2103/C Vent Gap Reducer kit. For 14' Cattle Trailers.

KX2103/D Vent Gap Reducer kit. For 14' Trailers with sheep decks.

Front Panel Cross-Members

Galvanised steel cross-members fitted inside the front panels as described below:

C19338 P6G/P8G.

C19337 TA5G. Top and middle positions (2 per trailer).

C24203 TA5G. Lower position.

C19335 TA510G. Top and middle positions (2 per trailer).

C24204 TA510G. Lower position.

C19332 DP120G. Top and middle positions (2 per trailer).

C24205 DP120G. Lower position.

Lighting Plates and Number Plate Panels

1 **C11956** Number Plate Panel. Fitted to the TA5G & TA510G.

2 **C11957** Number Plate Backing Panel. Fitted to the TA5G & TA510G.

3 **C12032** Skid and Tank Support. RH fitted to the DP120.

C12033 Skid and Tank Support. LH fitted to the DP120.

4 **C12034** Number Plate & Skid Retainer. Fitted to the DP120.

5 **C12035** Rear Lighting Plate. Fitted to the DP120.

Foot-Plates

Galvanised steel pressings fitted to the TA5G & TA510G immediately behind the wheels.

C14151 8' Right Hand.

C14152 8' Left Hand.

C14153 10' Right Hand.

C14154 10' Left Hand.

C14155 12' Right Hand. Twin axle.

C14156 12' Left Hand. Twin axle.

C14149 12' Right Hand. Tri-axle.

C14150 12' Left Hand. Tri-axle.

C14157 14' Right Hand. Twin axle.

C14158 14' Left Hand. Twin axle.

C14159 14' Right Hand. Tri-axle.

C14160 14' Left Hand. Tri-axle.













Increase the versatility of your 7' headroom livestock trailer by adding this optional horse partition kit. The kit is compatible with the sealed floor trailers.

The style of this centre partition kit may vary from the illustration

TA510 12' long 7' headroom with KX1086 horse partition fitted

-  **KX0180 Centre Partition Kit.** Horsebox style centre partition kit with all fittings, fits a TA5G 7'headroom 10'long with decks.
-  **KX0181 Centre Partition Kit.** Horsebox style centre partition kit with all fittings, fits a TA5G 7'headroom 10' long without decks.
-  **KX0179 Centre Partition Kit.** Horsebox style centre partition kit with all fittings, fits a TA5G 7'headroom 12' & 14' with decks.
-  **KX0183 Centre Partition Kit.** Horsebox style centre partition kit with all fittings, fits a TA5G 7'headroom 12' without decks.
-  **KX0185 Centre Partition Kit.** Horsebox style centre partition kit with all fittings, fits a TA510G 7'headroom 10'long with decks.
-  **KX0186 Centre Partition Kit.** Horsebox style centre partition kit with all fittings, fits a TA510G 7'headroom 10' long without decks.
-  **KX0184 Centre Partition Kit.** Horsebox style centre partition kit with all fittings, fits a TA510G 7'headroom 12' & 14' with decks.
-  **KX0187 Centre Partition Kit.** Horsebox style centre partition kit with all fittings, fits a TA510G 7'headroom 12' without decks.

- AS7459 Fixing Bracket.** Fixes the centre partition pole to the trailer roof. 12' Trailers.
- AS7509 Fixing Bracket.** Fixes the centre pole to the trailer roof. 10' Trailers.
- C00077 Clevis Pin.** Used to secure the centre partition pole to the upper bracket (HB505/510 or TA5 models with horse kit).
- F1913Z R Clip.** Holds the centre partition clevis securely in place.
- C31250 Receiver Bracket.** Three hole breeching bar receiver bracket.
- AS4373 Fixing Plate.** Floor receiver for the centre pole, suitable for use on the sealed floor trailer.
- AS7588 Centre Partition Pole.** Compatible with the sealed floor trailers.

When transporting livestock, full use should be made of partitions to ensure that the animals are not thrown about by the motion of the vehicle. This is one of the provisions of the Transit of Animals Regulations, and it is most important for the safe towing of the trailer.

CATTLE CROSS DIVISIONS

Compatible with sealed floor trailers manufactured after June 2005



KX4765	TA5G 6' Headroom.
KX4765/7	TA5G 7' Headroom.
KX4766	TA510G 6' Headroom.
KX4766/7	TA510G 7' Headroom.
KX4767	DP120S.

SINGLE HEIGHT TRAILER CROSS DIVISIONS




KX4760	TA5G 4' Headroom.
KX4846	P6e. Fits the Livestock variant only.
KX4874	P6/P8G.
KX4874/5	P8G 5' Headroom.
KX8656	Q5.
1 KX8657	Q6, Q7 Series.

SMALL CROSS DIVISIONS

Compatible with sealed floor trailers manufactured after June 2005.




2 KX4750	TA5G 6' headroom Upper Cross Division.
KX4750/7	TA5G 7' headroom Upper Cross Division.
3 KX4751	TA5G Lower Cross Division.
KX4752	TA510G 6' headroom Upper Cross Division.
KX4752/7	TA510G 7' headroom Upper Cross Division.
KX4753	TA510G Lower Cross Division.
KX4754	DP120G Upper Cross Division.
KX4755	DP120G Lower Cross Division.



CROSS DIVISION COMPONENTS

- 1 AS5870 **Spring Bolt.** Fitted to the large cross divisions and the wooden P6e partition.
 - 2 C02005 **Cross Division Storage Retaining Pin.**
 - 3 C12006 **Cross Division Storage Pin Back Plate.** Fitted with C02005 to the centre of the front panel to hold a stowed cross division.
 - 4 C12005 **Cross Division Storage Lower Support Bracket.** Fitted to the bottom of front panel to support a stowed cross division.
 - 5 P1110/LS **Cross Division Storage Retaining Pin.**
 - 6 C04205 **Spring Bolt Shaft.** Used on the small cross divisions.
 - 7 C12001 **Slam Latch.** Fitted to the lower cross division.
 - 8 P1287 **Spring.** Used with the C12001 slam latch.
 - 9 C12009 **Sliding Catch.** Fits all current cattle cross divisions up to mid 2016.
P12871A **Reverse Spring.** Used with the C12009 sliding catch.
 - 11 AS2027 **Large Cross Division Main Latch Assembly.** Fitted from mid 2016. Can also be retro fitted to cattle cross divisions manufactured after June 2005 with the addition of items 12 & 13.
 - 12 C12002 **Bracket.** For use with C71975. Fitted from mid 2016 to the large cross divisions and to be introduced to small upper cross divisions.
 - 13 C17095 **C71975 Cross Division Nylon Guide.** Fitted from mid 2016 to the large cross divisions and to be introduced to small upper cross divisions.
 - 14 P1171 **Compression Spring.** Contained within the AS2027 latch.
P1284 **Compression Spring.** Used on the small upper cross divisions.
 - 15 KS4183 **Cross Division Pivot Bracket.** Fitted to the cattle and lower cross divisions TA5G & TA510G.
KS4184 **Cross Division Pivot Bracket.** Fitted to the cattle and lower cross divisions DP120G.
 - 16 P1015 **Door Stop Rubber.** Fitted to the large & upper cross divisions.
 - 17 P1022 **Mini Tie.** Fitted to the large & upper cross divisions.
 - 18 P1041 **S Hook.** Fitted to the large & upper cross divisions.
 - 19 P12361 **M8 Pin and Knob Moulded.** Fitted to the upper cross divisions and AS2027 latches.
- C498031-01705 **Aluminium Extrusion Vertical channel 1705mm.** Fits the KX4765 & KX4766 cattle cross divisions.
- C498031-02005 **Aluminium Extrusion Vertical channel 2005mm.** Fits the KX4765/7 & KX4766/7 cattle cross divisions.
- C498031-01725 **Aluminium Extrusion Vertical channel 1725mm.** Fits the KX4767 cattle cross divisions.





SHEEP DECK AND REAR BARRIER COMPONENTS












- 1 AS1963 **Deck Barrier Slider Assembly.** Fitted to the front deck brace for stability when the decks are deployed, can also be used for securing lower cross divisions with the deck braces with out the use of decks.
- 2 AS1970 **Drop Leaf Pivot.** Right hand.
AS1971 **Drop Leaf Pivot.** Left hand.
- 3 AS1975 **Drop Leaf Support Leg.** Right hand.
AS1976 **Drop Leaf Support Leg.** Left hand.
- 4 AS4192 **Deck Retainer.** Holds the folded deck in the raised position.
- 5 C01980 **Spring Bolt End Male.** Makes up the spring bolt on the drop leaf pivot.
- 6 C01982 **Spring Bolt End Female.** Makes up the spring bolt on the drop leaf pivot.
- 7 C01983 **Spring Thrust Washer.** Makes up the spring bolt on the drop leaf pivot.
- 8 C12230 **Drop Leaf Support.** Right hand.
C12231 **Drop Leaf Support.** Left hand.
C12240 **Deck Cross Brace.** TA5G.
C12241 **Deck Cross Brace.** TA510G.
C12242 **Deck Cross Brace.** DP120G.
- 9 C14193 **Deck Retaining Catch.**
- 10 C14542 **Deck Support Bracket.**
- 11 C44934 **Treadplate Deck Hinge.**
- 12 C74217 **Drop Leaf Deck Inner Bush.**
- 13 C74218 **Drop Leaf Deck Outer Bush.**
- 14 C74219 **Drop Leaf Slide Bush.**
- 15 C74419 **Deck Pivot Bush.**
- 16 KS3210 **Rear Barrier Retrofit Kit.** Enables the older version of rear barrier to be converted to the latest system.
P0498 **Galvanized Wire Rope.** Fitted to the rear barrier, sold per metre.
- 17 P10151 **Top Hat Buffer.**
- 18 P1012S **Door Holder.** Fitted to the rear barrier.
- 19 P1074 **Butt Hinge.** Used to hinge the front deck.
- 20 P1075 **Double Knuckle Deck Hinge.**
- 21 P1178 **Compression Spring.** Used within the rear barrier mechanism.
- 22 P1188 **Gas Spring.**
- 23 P1245 **Deck Cleat.**







Model	Fixed deck system (up to Feb 2007)	Tilting deck system (Feb 2007 – early 2010)	Easy lift Tilting deck system (Early 2010 – present)
1 TA5G	AS1860	AS1960	AS1960-NB
TA510G	AS1861	AS1961	AS1961-NB
DP	AS1862	AS1962	AS1962-NB

- 2 C44190 **Drop Leaf Rear Deck.** TA5G used with the tilting deck system (Feb 2007 onwards) Final removable deck section.
- 2 C44191 **Drop Leaf Rear Deck.** TA510G used with the tilting deck system (Feb 2007 onwards) Final removable deck section
- C44192 **Drop Leaf Rear Deck.** DP used with the tilting deck system (Feb 2007 onwards) Final removable deck section

- 1** C04207 **Ramp Gate Spigot.** Used to secure the pivoting side of the ramp gate to the floor.
- 2** C14209 **Ramp Gate Extension locating Bracket.**
- C14343 **Back Rail Antiluce plate.**
- C14737 **Ramp Gate Bracket.** Right hand, Secures the ramp gates within the P*e, P*G & Q series.
- C14738 **Ramp Gate Bracket.** Left hand, Secures the ramp gates within the P*e, P*G & Q series.
- C14732 **Ramp Gate Catch.** Secures the ramp gates when in the closed position.
- 3** C24220 **Retaining Pin.** Used with the ramp gates and ramp gate extensions.
- 4** C49930 **Ramp Gate Pivot Hinge.**
- 5** C75363 **Capping Insert.**
-  KS0046 **Ramp Gate Kit.** 1 pair, fits the P*e, P*G & Q series.
-  KS2991 **Ramp Gate Kit.** 1 pair, Fits the TA5G.
-  KS29911 **Ramp Gate.** Right hand, Fits the TA5G.
-  KS29912 **Ramp Gate.** Left hand, Fits the TA5G.
-  KS2993 **Ramp Gate Kit.** 1 pair, Fits the TA510G.
-  KS29931 **Ramp Gate.** Right hand, Fits the TA510G.
-  KS29932 **Ramp Gate.** Left hand, Fits the TA510G.
-  KS2995 **Ramp Gate Kit.** 1 pair, Fits the DP120G.
-  KS29951 **Ramp Gate.** Right hand, Fits the DP120G.
-  KS29952 **Ramp Gate.** Left hand, Fits the DP120G.
-  KX8644 **Ramp Gate Kit.** Fits the Q range.
- C497930 **Ramp Gate Plank.** 1340mm, fits the TA5G ramp gates.
- C497950 **Ramp Gate Plank.** 1583mm, fits the TA510G ramp gates.
- C497954 **Ramp Gate Plank.** 1605mm, fits the DP120G ramp gates.



- C49933-01485 **Ramp Gate Channel.** 1485mm, fits the TA5G & TA510G ramp gates.
- C499446 **Ramp Gate Channel.** 1480mm, fits the DP120G ramp gates.
-  KX4890 **Ramp Gate Extension.** 2' wide, fits the TA5G & TA510G.
-  KX4891 **Ramp Gate Extension.** 4' wide, fits the DP120G.
- AS3040 **Back Rail.** Fits the P6e & P7e.
- KS2970 **Back Rail.** Single, fits the TA5G 6' low ramp.
- KS2971 **Back Rail.** Triple, fits the TA5G 7' low ramp and deck series.
- KS2974 **Back Rail.** Single, fits the TA510G 6' low ramp.
- KS2975 **Back Rail.** Triple, fits the TA510G 7' low ramp.
- KS2979 **Back Rail.** Fits the P*G 5'.












8 KX4950 DP Container Removal Kit. Includes 4 adjustable legs, adjustment tool, fittings & guide to remove and refit the DP container. For fitting to Tri-axle trailers please contact our technical department for guidance prior to purchase.











- 1 AS1711 Sump Tank Drain Cover Assembly.**
- 2 AS1712 Sump Tank Drain Point Assembly.**
- 3 C12032 Skid & Sump Tank Support. Right hand, fits the DP120S.**
C12033 Skid & Sump Tank Support. Left hand, fits the DP120S.
C12064 Sump Tank Floor Dam. TA510G.
- 4 C12065 Sump Tank Floor Dam. TA5G.**
- 5 KS4925 Sump Tank Screw Cap & Chain.**
P09400 Galvanized Strap. Secures the sump tanks, sold per metre.
- KX4905 Sump Tank Kit. TA5G 8'** Includes plastic tank with two screw off caps, two drain points, rear dam and all fittings. This kit is a dealer fit only.
- 6 KX4900 Sump Tank Kit. TA5G 10' & 12'** Includes plastic tank with two screw off caps, two drain points, rear dam and all fittings. This kit is a dealer fit only.
- KX4920 Sump Tank Kit. DP120S** Includes plastic tank with two screw off caps, two drain points and all fittings. This kit is a dealer fit only.
- 7 KX2160 GRP Wind Deflector (Fixed).** TA5G 6' & 7', the kit includes all fittings.
KX2162 GRP Wind Deflector (Fixed). TA510G 6', the kit includes all fittings.
KX2163 GRP Wind Deflector (Fixed). TA510G 7', the kit includes all fittings.
KX2164 GRP Wind Deflector (Fixed). DP120G, the kit includes all fittings.






TAILBOARDS & FITTINGS

	KS3109	Tailboard. GD4.
	KS3108	Tailboard. GD5.
	KS3110	Tailboard. GD6.
	AS0558	Hinge Tube. Fitted to the Tailboard and Ramp combinations.
	AS3140	Hinge Block Complete. Right hand, fitted to the tailboard and ramp combinations.
	AS3141	Hinge Block Complete. Left hand, fitted to the tailboard and ramp combinations.
	AS5870	Spring Bolt.
	C15300	Number Plate Panel. For the Tailboard.
	P1246	Hinge Pivot Bush. Fitted to the tailboard and ramp combinations.














RAMPS & FITTINGS

	KS3100	Ramp. GD4.
	KS3101	Ramp. GD5
	KX1501	Ramp. GD6.
	C15297	Number Plate Panel. For the Ramp.
	C30709	Ramp Fastener Handle. M14.
	P10885	Eye Bolt. M14.
	P1189	Gas Spring.
	P1192	Protective bellows.
	AS0598	Lower Gas Strut Bracket.
	C10640	Upper Gas Strut Bracket.
















LADDER RACKS

	AS3120	Ladder Rack. GD4 - open framed design.
	AS3121	Ladder Rack. GD5 - open framed design.
	AS3142	Ladder Rack. GD6 - open framed design.















BODY PANELS, LIGHT BRACKETS & PILLARS

	C12101	Front Panel GD4.
	C12100	Front Panel GD5.
	C12095	Front Panel GD6.
	C12108	Right Hand Side Panel GD6.
	C12109	Left Hand Side Panel GD64.
	C12110	Right Hand Side Panel GD84/85.
	C12111	Left Hand Side Panel GD84/85.
	C12112	Right Hand Side Panel GD105/106.
	C12113	Left Hand Side Panel GD105/106.
	C12114	Right Hand Side Panel GD125/126.
	C12115	Left Hand Side Panel GD125/126.
	C14992	Vertical Channel. For Side Panel.
	AS3112	Rear Pillar. Right hand GD.
	AS3113	Rear Pillar. Left hand GD.
	AS3114	Light Bracket. Right hand GD.
	AS3115	Light Bracket. Left hand GD.


























MESH SIDE COMPONENTS


	AS3128	Mesh Side Panel. GD64 Right hand.
	AS3129	Mesh Side Panel. GD64 Left hand.
	AS3130	Mesh Side Panel. GD84/85 Right hand.
	AS3131	Mesh Side Panel. GD84/85 Left hand.
	AS3132	Mesh Side Panel. GD105/106 Right hand.
	AS3133	Mesh Side Panel. GD105/106 Left hand.
	AS3134	Mesh Side Panel. GD125/126 Right hand.
	AS3135	Mesh Side Panel. GD125/126 Left hand.
	AS3122	Ladder Rack. GD4'series - incorporating mesh panel.
	AS3123	Ladder Rack. GD5'series - incorporating mesh panel.
	AS3143	Ladder Rack. GD6'series - incorporating mesh panel.
	AS3124	Mesh Rear Panel. GD4 Series, used with mesh sides, the rear panel fits over the tailboard.
	AS3125	Mesh Rear Panel. GD5 Series, used with mesh sides, the rear panel fits over the tailboard.
	AS3126	Mesh Rear Panel. GD6 Series, used with mesh sides, the rear panel fits over the tailboard.
	C12105	Mesh Side Support. Right hand.
	C12106	Mesh Side Support. Left hand.

MESH SIDE KITS

	KX8000A	Mesh Side Kit. GD64 tailboard.
	KX8000	Mesh Side Kit. GD64 ramp.
	KX8002A	Mesh Side Kit. GD84 tailboard.
	KX8002	Mesh Side Kit. GD84 ramp.
	KX8003A	Mesh Side Kit. GD85 tailboard.
	KX8003	Mesh Side Kit. GD85 ramp.
	KX8004A	Mesh Side Kit. GD105 tailboard.
	KX8004	Mesh Side Kit. GD105 ramp.
	KX8006A	Mesh Side Kit. GD125 tailboard.
	KX8006	Mesh Side Kit. GD125 ramp.
	KX8008A	Mesh Side Kit. GD106 tailboard.
	KX8008	Mesh Side Kit. GD106 ramp.
	KX8009A	Mesh Side Kit. GD126 tailboard.
	KX8009	Mesh Side Kit. GD126 ramp.











DROPSIDE KITS

	KX1000 Dropside Kit LT/LM85G. Contains headboard, dropsides, tailboard, pillars and all fittings.
	KX1005 Dropside Kit LT/LM85G Ramp version. Contains headboard, dropsides and all fittings.
	KX1010 Dropside Kit LT/LM105G. Contains headboard, dropsides, tailboard, pillars and all fittings.
	KX1015 Dropside Kit LT/LM105G Ramp version. Contains headboard, dropsides, pillars and all fittings.
	KX1020 Dropside Kit LT/LM125G. Contains headboard, dropsides, tailboard, pillars and all fittings.
	KX1025 Dropside Kit LT/LM125G Ramp version. Contains headboard, dropsides, pillars and all fittings.
	KX1040 Dropside Kit LT/LM106G. Contains headboard, dropsides, tailboard, pillars and all fittings.
	KX1045 Dropside Kit LT/LM106G Ramp version. Contains headboard, dropsides, pillars and all fittings.
	KX1050 Dropside Kit LT/LM126G. Contains headboard, dropsides, tailboard, pillars and all fittings.
	KX1055 Dropside Kit LT/LM126G Ramp version. Contains headboard, dropsides, pillars and all fittings.
	KX1060 Dropside Kit LT/LM146G. Contains headboard, dropsides, tailboard, pillars and all fittings.
	KX1065 Dropside Kit LT/LM146G Ramp version. Contains headboard, dropsides, pillars and all fittings.
	KX1070 Dropside Kit LM166G. Contains headboard, dropsides, tailboard, pillars and all fittings.
	KX1072 Dropside Kit LM166G Ramp version. Contains headboard, dropsides, pillars and all fittings.
	KX1081 Dropside Kit LM186G. Contains headboard, dropsides, tailboard, pillars and all fittings.
	KX1085 Dropside Kit LM186G Ramp version. Contains headboard, dropsides, pillars and all fittings.
	KX1050/76 Dropside Kit LM127G. Contains headboard, dropsides, tailboard, pillars and all fittings.
	KX1055/76 Dropside Kit LM127G Ramp version. Contains headboard, dropsides, pillars and all fittings.
	KX1060/76 Dropside Kit LM147G. Contains headboard, dropsides, tailboard, pillars and all fittings.
	KX1065/76 Dropside Kit LM147G Ramp version. Contains headboard, dropsides, pillars and all fittings.
	KX1070/76 Dropside Kit LM167G. Contains headboard, dropsides, tailboard, pillars and all fittings.
	KX1073 Dropside Kit LM167G Ramp version. Contains headboard, dropsides, pillars and all fittings.
	KX1081/76 Dropside Kit LM187G. Contains headboard, dropsides, tailboard, pillars and all fittings.
	KX1085/76 Dropside Kit LM187G Ramp version. Contains headboard, dropsides, pillars and all fittings.
	KX1086 Dropside Kit LM208.



Dropside Kits & Components

INDIVIDUAL DROPSIDES

	AS2270 Dropside. LT/LM85G Right hand.
	AS2271 Dropside. LT/LM85G Left hand.
	AS2250 Dropside. LT/LM 10' Right hand.
	AS2251 Dropside. LT/LM 10' Left hand.
	AS2255 Dropside. LT/LM 12' Right hand.
	AS2256 Dropside. LT/LM 12' Left hand.
	AS2260 Dropside. LT/LM 14' Right hand.
	AS2261 Dropside. LT/LM 14' Left hand.
	AS2265 Dropside. LT/LM 16' Right hand.
	AS2266 Dropside. LT/LM 16' Left hand.

DROPSIDE FITTINGS

1	AS5190 Dropside Hinge. Right hand hinge on the right hand side panel.
	AS5191 Dropside Hinge. Left hand hinge on the right hand side panel.
	AS5195 Dropside Hinge. Centre hinge on the right hand side panel.
2	AS5192 Dropside Hinge. Right hand hinge on the left hand side panel.
	AS5193 Dropside Hinge. Left hand hinge on the left hand side panel.
3	AS5194 Dropside Hinge. Centre hinge on the left hand side panel.
	AS5262 Centre Pillar.
	AS5263 Right Hand Rear Pillar.
	AS5264 Left Hand Rear Pillar.







LM146 with KX1060 dropside kit fitted





Headboards, Tailboards,
Ladder Racks, Ramps
& Loading Skids








HEADBOARDS

	KX1100	Headboard. LT/LM85.
	KX1110	Headboard. LT/LM 1*5G.
	KX1120	Headboard. LM 1*6G.
	KX1120/76	Headboard. LM1*7G.
	KX1121	Headboard. LM208.





TAILBOARDS

	AS2160	Tailboard. LT/LM85G.
	AS2151	Tailboard. LT/LM 1*5G.
	AS2155	Tailboard. LT/LM 1*6G.
	AS2156	Tailboard. LM 1*7G
	AS5248	Tailboard. LM208





LADDER RACKS


	AS8416	Ladder Rack. LT/LM85G.
	AS8409	Ladder Rack. LT/LM1*5G
	AS8408	Ladder Rack. LT/LM 1*6G
	AS8449	Ladder Rack. LM 1*7G
	KX8445	Ladder Rack. LM208.

RAMP KITS

	KX1440	6' Ramp kit. LT/LM85G. LT/LM85G. Complete with pillars, springs and all fittings.
	KX1430	6' Ramp Kit. LT /LM 1*5G. Complete with pillars, springs and all fittings.
	KX1420	6' ramp Kit. LT/LM 1*6G. Complete with pillars, springs and all fittings.
	KX1420/76	6' Ramp Kit. LM 1*7G. Complete with pillars, springs and all fittings.
	AS5280	Ramp Pillar. Right hand.
	AS5281	Ramp Pillar. Left hand.

LOADING SKIDS

	1 KX5566	Loading Skids. One pair of 1.8m (6') perforated steel skids. Weight of each skid 27kg
	2 KX5568	Loading Skids. One pair of 2.5m (8') perforated steel skids. Weight of each skid 36kg
	3 KX5596	Loading Skids. One pair of 1.8m (6') lightweight aluminium skids. Weight of each skid 12.5kg
	4 KX5598	Loading Skids. One pair of 2.5m (8') lightweight aluminium skids. Weight of each skid 18kg.





HINGED MESH SIDE KITS

	KX8450	Hinged Mesh Kit. For the LT/LM85G with a ramp fitted.	
	KX8451	Hinged Mesh Kit. For the LT/LM85G with a tailboard fitted.	
	KX8452	Hinged Mesh Kit. For the LT/LM105G with a ramp fitted.	
	KX8453	Hinged Mesh Kit. For the LT/LM105G with a tailboard fitted.	
	KX8454	Hinged Mesh Kit. For the LT/LM125G with a ramp fitted.	
	KX8455	Hinged Mesh Kit. For the LT/LM125G with a tailboard fitted.	
	KX8456	Hinged Mesh Kit. For the LT/LM106G with a ramp fitted.	
	KX8457	Hinged Mesh Kit. For the LT/LM106G with a tailboard fitted.	
	KX8458	Hinged Mesh Kit. For the LT/LM126G with a ramp fitted.	
	KX8459	Hinged Mesh Kit. For the LT/LM126G with a tailboard fitted.	
	KX8460	Hinged Mesh Kit. For the LT/LM146G with a ramp fitted.	
	KX8461	Hinged Mesh Kit. For the LT/LM146G with a tailboard fitted.	
	KX8466	Hinged Mesh Kit. For the LM127G with a ramp fitted.	
	KX8467	Hinged Mesh Kit. For the LM127G with a tailboard fitted.	
	KX8468	Hinged Mesh Kit. For the LM147G with a ramp fitted.	
	KX8469	Hinged Mesh Kit. For the LM147G with a tailboard fitted.	
	KX8470	Hinged Mesh Kit. For the LM167G with a ramp fitted.	
	KX8471	Hinged Mesh Kit. For the LM167G with a tailboard fitted.	
	KX8472	Hinged Mesh Kit. For the LM187G with a ramp fitted.	
	KX8473	Hinged Mesh Kit. For the LM187G with a tailboard fitted.	
	KX8474	Hinged Mesh Kit. For the LM208.	

HINGED MESH SIDE COMPONENTS

KS5270	Centre Pillar. Complete with all fittings.
KS5271	Rear Corner Pillar. Right hand, complete with all fittings.
KS5272	Rear Corner Pillar. Left hand, complete with all fittings.
AS5327	Hinged Mesh Side Panel. LT/LM 10'
AS5328	Hinged Mesh Side Panel. LT/LM 12'.
AS5329	Hinged Mesh Side Panel. LT/LM 14'.
AS5330	Hinged Mesh Side Panel. LM 16'
AS5331	Hinged Mesh Side Panel. LM 18'
AS5332	Hinged Mesh Side Panel. LT/LM85G.
AS5333	Hinged Mesh Rear Panel. LT/LM85G.
AS5334	Hinged Mesh Rear Panel. LT/LM105G.
AS5335	Hinged Mesh Rear Panel. LT/LM1*6G.
AS5336	Hinged Mesh Rear Panel. LM1*7G.
AS5337	Hinged Rear Mesh Panel. LM208.
AS5338	Mesh Ladder Rack. LT/LM85G.
AS5339	Mesh Ladder Rack. LT/LM105G.
AS5340	Mesh Ladder Rack. LT/LM1*6G.
AS5341	Mesh Ladder Rack. LM1*7G.
AS5342	Mesh Ladder Rack. LM208.

DRAWBARS

-  **1** AS7246 **Drawbar Set.** LT/LM85 – complete Left and Right hand drawbar assemblies.
- AS7232 **Drawbar Set.** LT/LM 5 series – complete Left and Right hand drawbar assemblies.
- AS7237 **Drawbar Set.** LT/LM 6 series – complete Left and Right hand drawbar assemblies.
- AS7230 **Drawbar Set.** LT/LM 7 series – complete Left and Right hand drawbar assemblies.

SUSPENSION CROSS MEMBERS

- 2** AS0940A **Suspension Cross Member.** Front LT/LM 85G.
- AS0940B **Suspension Cross Member.** Middle/rear LT/LM85G.
- AS0935A **Suspension Cross Member.** Front LT/LM105G/125G.
- AS0935B **Suspension Cross Member.** Middle LT/LM105G/125G.
- AS0935C **Suspension Cross Member.** Rear LT/LM105G/125G.
- AS0930A **Suspension Cross Member.** Front LM 6.
- AS0930B **Suspension Cross Member.** Middle LM 6.
- AS0930C **Suspension Cross Member.** Rear LM 6 (middle & rear on LM6 Tri-axle models).
- AS0945A **Suspension Cross Member.** Front LM 7.
- AS0945B **Suspension Cross Member.** Middle LM 7.
- AS0945C **Suspension Cross Member.** Rear LM 7 (middle & rear on LM 7 Tri-axle models).

FLOOR CAPPING

- C15004 **Rear Floor Capping.** LT/LM85G. Forms a protective edge to the ply floor.
- C15002 **Rear Floor Capping.** LT/LM 1*5G. Forms a protective edge to the ply floor.
- C15001 **Rear Floor Capping.** LT/LM 1*6G. Forms a protective edge to the ply floor.
- C14996 **Rear Floor Capping.** LT/LM 1*7G. Forms a protective edge to the ply floor.

Drawbars, Suspension Cross Members, Floor Capping & Lighting Plates



LIGHTING PLATES

- C10199 **Lighting Plate.** LT/LM85G. Pre formed plate to which the rear lights are mounted.
- C10200 **Lighting Plate.** LT/LM1*5G. Pre formed plate to which the rear lights are mounted.
- C10201 **Lighting Plate.** LT/LM1*6G. Pre formed plate to which the rear lights are mounted.
- C10203 **Lighting Plate.** LT/LM1*7G. Pre formed plate to which the rear lights are mounted.

MUDGUARD KITS











These kits allow you to fit the latest, single axle mudguards to your trailer. All fittings supplied.

- KS159302 **Muduard Kit.** Compatible with the twin axle LT/LM.
- KS159303 **Muduard Kit.** Compatible with the tri axle LT/LM.
- KS1593025 **Mudguard Kit.** Compatible with the twin axle LT/LM85G.











STEEL DROPSIDE KITS & COMPONENTS






-  **KX3100 Steel Dropside Kit.** Dropsides & pillars for EL101-2012.
-  **KX3120 Steel Dropside Kit.** Dropsides & pillars for EL101-2512 & EL142-2512.
-  **KX3130 Steel Dropside Kit.** Dropsides & pillars for EL101-2515, EL141-2515, EL142-2515 & EX202-2515.
-  **KX3150 Steel Dropside Kit.** Dropsides & pillars for EL142-3015 & EX202-3015.
-  **KX3160 Steel Dropside Kit.** Dropsides & pillars for EL142-3615 & EX202-3615.
-  **KX3095 Steel Headboard Kit.** For all 1.2m wide Eurolight models.
-  **KX3096 Steel Headboard Kit.** For all 1.5m wide Eurolight models.
-  **AS2322 Steel Dropside / Tailboard Assembly.** 1.2m long.
-  **AS2323 Steel Dropside / Tailboard Assembly.** 1.5m long.
-  **AS2331 Steel Dropside.** 1.73m long.
- AS2528 Corner Post.** Fitted front and rear within the dropside kits.
- AS2565 Centre Post.**
- 1 AS2554 Receiver Bracket.** To secure the centre post.
- AS5198 Vertical Dropside Hinge.** Right hand.
- AS5199 Vertical Dropside Hinge.** Left hand.

MESH SIDE KITS

-  **KX3350 Mesh Side Kit.** Includes all fittings for EL101-2012.
-  **KX3352 Mesh Side Kit.** Includes all fittings for EL101-2512 & EL142-2512.
-  **KX3362 Mesh Side Kit.** Includes all fittings for EL101-2515, EL141-2515, EL142-2515 & EX202-2515.
-  **KX3364 Mesh Side Kit.** Includes all fittings for EL142-3015 & EX202-3015.
-  **KX3366 Mesh Side Kit.** Includes all fittings for EL142-3615 & EX202-3615.



ADDITIONAL ACCESSORIES









-  **KX3240 Ladder Rack Kit.** For all 1.2m wide Eurolight models.
-  **KX3250 Ladder Rack Kit.** For all 1.5m wide Eurolight models.
- 2 KX3185 Propstand Kit.** Pair - for all Eurolight models.
- 3 KX3190 Lashing Ring Kit.** Pair - for all Eurolight models.
- 4 KX3192 Rope Hook Kit.** Pair - extra pair of ropehooks for all Eurolight models.
-  **KX3200 Skid Stowage Kit A.** For EL101-2012, EL142-2012, EL142-2515 & EX202-2515. Distributor supply & fit only.
-  **KX3210 Skid Stowage Kit B.** For EL101-2512, EL101-2515, EL141-2515, EL142-3015, EL142-3615, EX202-3015 & EX202-3615. Distributor supply & fit only
-  **5 KX3180 2.0m Loading Skid.** Pair - for all Eurolight models (where skid stowage kit fitted). Load rating of 450kg per skid. Weight of each skid 22.2kg









Parts and accessories
for Beavertail trailers
manufactured since
January 2013




















DROPSIDE KITS

-  **KX1161 Dropside Kit.** LM/LT146B2. Contains headboard, tailboard, dropsides, pillars and all fittings.
-  **KX1162 Dropside Kit.** LM/LT146B2 with ramp already fitted. Contains headboard, dropsides, pillars and all fittings.
-  **KX1165 Dropside Kit.** LM166B2. Contains headboard, tailboard, dropsides, pillars and all fittings.
-  **KX1166 Dropside Kit.** LM166B2 with ramp already fitted. Contains headboard, dropsides, pillars and all fittings.
-  **KX1163 Dropside Kit.** LM147B2. Contains headboard, tailboard, dropsides, pillars and all fittings.
-  **KX1164 Dropside Kit.** LM147B2 with ramp already fitted. Contains headboard, dropsides, pillars and all fittings.
-  **KX1167 Dropside Kit.** LM167B2. Contains headboard, tailboard, dropsides, pillars and all fittings.
-  **KX1168 Dropside Kit.** LM167B2 with ramp already fitted. Contains headboard, dropsides, pillars and all fittings.

HINGED MESH SIDE KITS

-  **KX8461 Hinged Mesh Kit.** LT/LM146B2. Tailboard.
-  **KX8460 Hinged Mesh Kit.** LT/LM146B2. Ramp.
-  **KX8463 Hinged Mesh Kit.** LM166B2. Tailboard.
-  **KX8462 Hinged Mesh Kit.** LM166B2. Ramp.
-  **KX8469 Hinged Mesh Kit.** LM147B2. Tailboard.
-  **KX8468 Hinged Mesh Kit.** LM147B2. Ramp.
-  **KX8471 Hinged Mesh Kit.** LM167B2. Tailboard.
-  **KX8470 Hinged Mesh Kit.** LM167B2. Ramp.



HEADBOARDS, LADDER RACKS, TAILBOARDS, RAMPS & LOADING SKIDS

-  **KX1120 Headboard.** LM6B2.
-  **KX1120/76 Headboard.** LM7B2.
-  **KX8408 Ladder Rack.** LM6B2.
-  **KX8449 Ladder Rack.** LM7B2.
-  **AS2166 Tailboard.** LM6B2.
-  **AS2167 Tailboard.** LM7B2.
-  **KX1468 6'Ramp kit.** LM6B2. For a trailer without drop sides fitted. Contains with hinges, pillars, springs and all fittings.
-  **KX1473 6'Ramp kit.** LM6B2. For a trailer with drop sides fitted. Contains hinges, pillars, springs and all fittings.
-  **KX1471 6'Ramp with gas strut kit.** LM6B2. Contains hinges, gas strut brackets, ramp stays, and gas strut.
-  **KX1469 6'Ramp kit.** LM7B2. For a trailer without drop sides fitted. Contains with hinges, pillars, springs and all fittings.
-  **KX1474 6'Ramp kit.** LM7B2. For a trailer with drop sides fitted. Contains hinges, pillars, springs and all fittings.
-  **KX1472 6'Ramp with gas strut kit.** LM7B2. Contains hinges, gas strut brackets, ramp stays, and gas strut.
-  **KX5566 Loading Skids.** One pair of 1.8m (6') perforated steel skids.
-  **KX5596 Loading Skids.** One pair of 1.8m (6') lightweight aluminium skids.
-  **KX1476-2 Skid Rack Kit.** LT/LM6B2. To carry one pair of skids in the stowed position.
-  **KX1477-2 Skid Rack Kit.** LM7B2. To carry one pair of skids in the stowed position.
-  **KX1475 Skid Rack Kit.** LT/LM6/7B2. To carry one additional skid in the stowed position.













FLOOR CAPPINGS

- C40030 Beavertail floor cover strip 6'6"**
- C40006 Beavertail floor cover strip 7'6"**

**CT166 &
CT167**




DROPSIDE KITS, MESHSIDE KITS, RAMPS & TAILBOARDS

-  **KX1072** **Dropside Kit.** Compatible with the CT166, contains four drop sides, headboard, pillars and fittings.
-  **KX1073** **Dropside Kit.** Compatible with the CT167, contains four drop sides, headboard, pillars and fittings.
-  **KX1120A** **Headboard.** Compatible with the CT166.
-  **KX1120/76A** **Headboard.** Compatible with the CT167.
-  **KX8408A** **Ladder Rack.** Compatible with the CT166.
-  **KX8449A** **Ladder Rack.** Compatible with the CT167.
-  **KX8463** **Hinged Mesh Side Kit.** Compatible with the CT166.
-  **KX8471** **Hinged Mesh Side Kit.** Compatible with the CT167.
-  **KX1460** **Tailboard / Ramp 3'.** Compatible with the CT166, supplied with gas strut.
-  **KX1461** **Standard Tailboard.** Compatible with the CT166.
-  **KX1460/76** **Tailboard / Ramp 3'.** Compatible with the CT167, supplied with gas strut.
-  **KX1466** **Standard Tailboard.** Compatible with the CT167.
- AS5263** **Rear Corner Pillar.** Right hand, compatible with the tailboard and ramp.
- AS5264** **Rear Corner Pillar.** Left hand, compatible with the tailboard and ramp.
- C17264** **Gas Strut Mounting Bracket. Lower.**
- 1 P1189** **Gas Spring.** Fitted to the 3' ramp.

MANUAL PUMP AND HYDRAULICS













- 2 P11415** **Manual Pump.**
- P11415H** **Manual Pump Handle.**
- 3 P11306** **Socket Casting.**
- 4 P11308** **Filler Cap.**
- 5 P11309** **Release Valve.**
- 6 P1139** **Hydraulic Ram.**
- 7 AS7285** **Hydraulic Hose Kit.**

BODY FITTINGS









-  **AS7251** **Drawbar Assembly.** Compatible with the CT166 & CT167.
- 8 AS7261** **Rear Support Bracket.** Bolted to the chassis, to protect the body when tilted.
- 9 P1011** **Body Clamp.** Fitted to the drawbar to secure the upper body.
- 10 P1011P** **Body Clamp Receiver Plate.**



DROPSIDE KITS





-  **KX6208-40** **Dropside Kit.** This kit includes dropsides, centre pillars and fittings only, no headboard, tailboard or ramp. Compatible with the 4m TB mk1 & mk2.
-  **KX6208-46** **Dropside Kit.** This kit includes dropsides, centre pillars and fittings only, no headboard, tailboard or ramp. Compatible with the 4.6m TB mk1 & mk2.
-  **KX6208-50** **Dropside Kit.** This kit includes dropsides, centre pillars and fittings only, no headboard, tailboard or ramp. Compatible with the 5m TB mk1 & mk2.
-  **KX6208-55** **Dropside Kit.** This kit includes dropsides, centre pillars and fittings only, no headboard, tailboard or ramp. Compatible with the 5.5m TB mk1 & mk2.
-  **KX62112-4021** **Dropside Kit.** This kit includes headboard, dropsides, mesh ramp & all fittings. Compatible with the TB4021 mk2.
-  **KX62112-4621** **Dropside Kit.** This kit includes headboard, dropsides, mesh ramp & all fittings. Compatible with the TB4621mk2.
-  **KX62112-5021** **Dropside Kit.** This kit includes headboard, dropsides, mesh ramp & all fittings. Compatible with the TB5021 mk2.
-  **KX62112-5621** **Dropside Kit.** This kit includes headboard, dropsides, mesh ramp & all fittings. Compatible with the TB5521 mk2.
-  **KX62212-4021** **Dropside Kit.** This kit includes headboard, dropsides, tailboard & all fittings. Compatible with the TB4021 mk2.
-  **KX62212-4621** **Dropside Kit.** This kit includes headboard, dropsides, tailboard & all fittings. Compatible with the TB4621 mk2.
-  **KX62212-5021** **Dropside Kit.** This kit includes headboard, dropsides, tailboard & all fittings. Compatible with the TB5021mk2.
-  **KX62212-5621** **Dropside Kit.** This kit includes headboard, dropsides, tailboard & all fittings. Compatible with the TB5521 mk2.

MESH SIDE KITS





-  **KX62122-4021** **Mesh Side Kit.** For a trailer with a mesh ramp already fitted. Compatible with the TB4021mk 2.
-  **KX62122-4621** **Mesh Side kit.** For a trailer with a mesh ramp already fitted. Compatible with the TB4621 mk2.
-  **KX62122-5021** **Mesh Side kit.** For a trailer with a mesh ramp already fitted. Compatible with the TB5021 mk2.
-  **KX62122-5521** **Mesh Side Kit.** For a trailer with a mesh ramp already fitted. Compatible with the TB5521mk2.
-  **KX62222-4021** **Mesh Side kit.** For a trailer with a tailboard fitted. Compatible with the TB4021 mk2.
-  **KX62222-4621** **Mesh Side kit.** For a trailer with a tailboard fitted. Compatible with the TB4621 mk2.
-  **KX62222-5021** **Mesh Side kit.** For a trailer with a tailboard fitted. Compatible with the TB5021 mk2.
-  **KX62222-5521** **Mesh Side Kit.** For a trailer with a tailboard fitted. Compatible with the TB5521 mk2.


The TB mk 2 was introduced in late 2010, it is identifiable by the round rear lights and the wavy ramps and skids. The TB mk 1 had square/rectangular rear lights.

RAMP, SKID & TAILBOARD KITS

-  **KX62132-21** **Mesh Ramp.** This ramp is the optimal shape to maximise clearance to the splitter of a vehicle during loading. The ramp is all mesh, which permits visibility of the rear tail lights when the ramp is deployed. Supplied with rear pillars. The kit includes gas spring and all fittings. Compatible with the TB mk2.
-  **KX62022** **Removable Skid Kit & Carrier.** Compatible with the TB mk2. Removable steel skids which can be positioned to your required width to suit the vehicle being loaded. Skids are stored in the carrier, accessed from behind the number plate. The option of removable skids offers a more fuel efficient alternative to fixed skids or ramp through reduced drag when towing.
-  **KX62032** **Hinged Mesh Skid kit.** Compatible with the TB mk2. Suitable for users that not require a full width ramp. Fold-out side posts can be deployed if additional width is required when loading.
-  **KX62202-21** **Tailboard.** Drop in tailboard kit. Compatible with the TB mk2.

ACCESSORIES

-  **KX6207-21** **Headboard.** Compatible with the TB mk1 & mk2.
-  **KX6223-21** **Ladder Rack.**
-  **KX6205-21** **Wheel Chock Kit.** For customers who will be predominantly transporting vehicles on their Tiltbed. Wheel chocks prevent the forward movement of the vehicle when being transported on the trailer. Multiple setting positions can be adjusted enabling convenient positioning of the vehicle. This kit cannot be fitted with drop sides. Compatible with a TB mk1 & mk2.
-  **KX6206-40** **Raised Rave Kit.** Compatible with the 4m TB mk1 & mk2. This kit comprises of 2 galvanised steel pressings that bolt to the existing holes on the trailer. They give the user an indication that the tyre of the vehicle being loaded is close to the edge.



DROP SIDE COMPONENTS

1	AS7032	Centre Post.
2	AS7095	Rear Corner Post. Right hand.
	AS7096	Rear Corner Post. Left hand.
3	C07004	Sideboard Pivot Bar- End.
4	C07005	Sideboard Pivot Bar- Centre.
5	C07010	Rear Post Pin.
6	C17093	Sideboard Post Adjusting Plate.
7	C17094	Sideboard Hinge Spacer Plate.
8	C17095	Sideboard Post Adjusting Plate Rear.
9	F1913Z	R-Pin.

DEDICATED SPARES


	AS7029	Drawbar. Compatible with the 4.6, 5 & 5.5m TB.
	AS7030	Drawbar. Compatible with the 4m TB.
10	C07003	Hinge Pivot Bush.
11	C47001	Rope Hook Spacer.
12	P1087HD	Body Clamp.

HYDRAULIC SPARES




13	AS7286	Hydraulic Hose & Fitting Kit.
14	P11316	Hydraulic Ram.
15	P113175	Seal Kit. For the P11316 ram.
16	P11415	Manual Pump.



Mesh & Solid Side Kits & Components



MESH SIDE KITS










-  **KX6300-2515** **Mesh Side Kit.** TT2515, the kit includes ladder rack, front mesh panel, mesh side panels, rear mesh panel, pillars and all fittings.
-  **KX6300-3017** **Mesh Side Kit.** TT3017, the kit includes ladder rack, front mesh panel, mesh side panels, rear mesh panel, pillars and all fittings.
-  **KX6300-3621** **Mesh Side Kit.** TT3621, the kit includes ladder rack, front mesh panel, mesh side panels, rear mesh panel, pillars and all fittings.

SOLID SIDE KITS

Similar to the mesh kit but with aluminium infilled sides, ideal for carrying small or loose products.






-  **KX6305-2515** **Solid Side Extension Kit.** TT2515. The kit includes infilled ladder rack, side and rear panels, pillars and all fittings.
-  **KX6305-3017** **Solid Side Extension Kit.** TT3017. The kit includes infilled ladder rack, side and rear panels, pillars and all fittings.
-  **KX6305-3621** **Solid Side Extension Kit.** TT3621. The kit includes infilled ladder rack, side and rear panels, pillars and all fittings.

MESH SIDE COMPONENTS

- AS4477** **Extended Rear Corner Pillar.** Left hand, used within the extended solid and mesh side kits.
- AS4478** **Extended Rear Corner Pillar.** Right hand, used within the extended solid and mesh side kits.
- AS7085** **Extended Centre Pillar.** TT3017 & 3621, used within the extended solid and mesh side kits.
-  **AS4479** **Rear Mesh Panel.** TT2515, fits above the tailboard.
-  **AS4480** **Rear Mesh Panel.** TT3017, fits above the tailboard.
-  **AS4481** **Rear Mesh Panel.** TT3621, fits above the tailboard.
-  **AS4485** **Front Mesh Panel.** TT2515, fits within the ladder rack.
-  **AS4486** **Front Mesh Panel.** TT3017, fits within the ladder rack.
-  **AS4487** **Front Mesh Panel.** TT3621, fits within the ladder rack.
-  **AS7093** **Mesh Side Panel.** TT2515.
-  **AS7069** **Mesh Side Panel.** TT3017.
-  **AS7092** **Mesh Side Panel.** TT3621.
- 1 AS7094** **Lateral Brace.** TT3017.
- AS7088** **Lateral Brace.** TT3621.
- 2 C04248** **U-Bolt.**
- 3 C17199** **Hinge Hook - Front.**
- 4 C17201** **Bracket- Mesh Tailgate Catch.**
- 5 C17202** **Catch - Mesh Tailgate.**
- 6 P1098** **Stainless Steel Linch Pin & Chain.**














DROPSIDES, HEADBOARDS & TAILBOARDS









1	AS4460	Tailboard Locking Bar. TT2515
	AS4461	Tailboard Locking Bar. TT3017
	AS4462	Tailboard Locking Bar. TT3621
2	AS5236	Centre Post.
3	AS7163	Bolt On Drop Side Hinge Receiver. Left Hand
	AS7164	Bolt On Drop Side Hinge Receiver. Right Hand
	AS7165	Drop Side. TT2515.
	AS7166	Drop Side. TT3017.
	AS7167	Drop Side. TT3621.
	AS7170	Headboard. TT2515.
	AS7171	Headboard. TT3017.
	AS7172	Headboard. TT3621.
	KS31232	Tailboard. TT2515
	KS31234	Tailboard. TT3017
	KS31236	Tailboard. TT3621
4	KS4491	Rear Corner Post. Complete, Left hand.
	KS4492	Rear Corner Post. Complete, right hand.
5	P1098	Stainless Steel Linch Pin & Chain.




ACCESSORIES

-  **KX6310-15** Ladder Rack. TT2515.
-  **KX6310-17** Ladder Rack. TT3017.
-  **KX6310-21** Ladder Rack. TT3621.
-  **KX6315-15** Skid Holder. TT2515. An optional Accessory for stowing loading skids.
-  **KX6315** Skid Holder. TT3017 & TT3621. An optional Accessory for stowing loading skids.
-  **KX6317** **1** **Toolbox.** Lockable, ideal for carrying loose items.
-  **KX6318** **2** **Floor Mounted Lashing Point Kit.** One individual, rated at 500kg, Recommended when carrying items of plant.
-  **KX6319** **3** **Lamp Guards.** One pair, road legal, offers further protection for the rear lights when tipping loads.
-  **KX5568** **Steel Loading Skids.** One Pair, 2.4m (8') long, can be used to permit the loading of wheeled and tracked plant equipment.
-  **KX5598** **Aluminium Loading Skids.** One Pair, 2.4m (8') long, can be used to permit the loading of wheeled and tracked plant equipment.
-  **KX6316** **4** **Propstand Kit.** One pair of fold down propstand legs. To be used with the loading skids for loading and unloading plant.

DEDICATED SPARES

- AS4433** **Body Prop.**
-  **AS4445** **Aluminium Floor.** Fitted as standard to the TT2515.
-  **AS4446** **Aluminium Floor.** Fitted as standard to the TT3017.
-  **AS4447** **Aluminium Floor.** Fitted as standard to the TT3621.
-  **KS31252** **Drawbar Kit.** TT2515.
-  **KS31254** **Drawbar Kit.** TT3017.
-  **KS31256** **Drawbar Kit.** TT3621.
- KS4100** **Lockable Electrical Enclosure Box.**
-  **P10565** **5** **Lock & Keys.** Replacement lock & keys for the tool box and electrical enclosure box.
-  **P10567** **6** **Lock Cam.** Used with the P10565 lock for the tool box and electrical enclosure box.





AS7286 Hydraulic Hose & Fitting Kit. Compatible with the manual TT2515 & TT85G.

C13506 Manual Pump Mounting Bracket. Compatible with the manual TT2515.

1 C15507 Battery Clamp Plate. Compatible with the current and older tipper models.

2 P0655 Sealed Battery. 12v 105Ah 800a.

3 P0656 Battery Terminal Nuts.

4 P11305 Manual Pump. Fitted to the manual TT85G & TT2515.

5 P11306 Manual Pump Socket Casting. Compatible with the P11305 & P11415 manual pumps.

6 P11308 Filler / Breather Cap. Compatible with the P11305 & P11415 manual pumps.

7 P11309 Release valve. Compatible with the P11305 & P11415 manual pumps.

8 P11415H Manual Pump Handle. Compatible with the P11305 & P11415 manual pumps.

9 P1131 Hydraulic Ram. Compatible with the TT2515 & TT85.

10 P11310 Hydraulic Ram. Compatible with the TT3017, TT3621, TT105 & TT126.

11 P11311 Seal Kit. Compatible with the P11310 hydraulic ram.

P11312 Seal Kit. Compatible with the P1131 hydraulic ram.



This Power pack unit has been fitted to the tipper range since January 2013






- 1 P11976 Savery 12v Hydraulic Power Pack.
- 2 P1197601 12v Electric Motor.
- 3 P1197602 Solenoid – Electric Motor Starter.
- 4 P1197603 R Gear Pump.
- 5 P1197604 Solenoid Down Valve.
- 6 P1197605 Solenoid Valve Coil.
- 7 P1197606 Check Valve.
- 8 P1197607 Relief Valve.
- 9 P1197608 Hand Pump.
- 10 P1197609 Hand Pump Handle.
- 11 P1197610 Plastic Cover.
- 12 P1197611 Plastic Tank.
- 13 P1197612 Remote Control.
- 14 P1197613 Strainer.
- 15 P1197614 Drive Coupling.
- 16 P1197615 Pressure Hose.
- 17 P1197616 O-Ring Spigot Seal.
- 18 P1197617 Manifold Block.
- 19 P1197618 6.0 SK Seal.
- 20 P1197619 8.0 SK Seal.
- 21 P1197620 O Ring.
- 22 P1197622 Cable 1.6/ 2.2kw / In line Fuse Cable.






**TT85G,
TT105G &
TT126G**



DROPSIDES, HEADBOARDS & TAILBOARDS

	AS2175	Tailboard. TT85G (post May 2000).	
	AS2176	Tailboard. TT105G.	
	KS0332	Tailboard. TT126G.	
	AS2216	Headboard. TT85G Incorporates ladder rack.	
	KX1110	Headboard. TT105G.	
	KX1120	Headboard. TT126G.	
	AS2270	Dropside. Right hand side TT85G.	
	AS2271	Dropside. Left hand side TT85G.	
	AS2250	Dropside. Right hand side TT105G.	
	AS2251	Dropside. Left hand side TT105G.	
	AS2255	Dropside. Right hand side TT126G.	
	AS2256	Dropside. Left hand side TT126G.	
	KS5041	Rear Pillar. Right hand side for TT126G, TT105G & TT85G (post May 2000) Complete with locking handle and linch pin.	
	KS5042	Rear Pillar. Left hand side for TT126G, TT105G & TT85G (post May 2000) Complete with locking handle and linch pin.	

DEDICATED SPARES

	AS7205	Drawbar. One pair, compatible with the TT126G.	
	AS7230	Drawbar. One pair, compatible with the TT105G.	
	C00178	Tailboard Locking Handle. Used on the standard and mesh rear pillars to secure the tailboard.	
	P1194	Plastic End Cap. Fitted to the C00178 locking handle.	
	P1096	Linch Pin. Used to secure the tailboard.	
	KX0227	Propstand Kit. One pair of propstands, with bolt on spigots and fitting kit.	

MESH SIDE KITS

KX8570	Mesh Side Kit. TT85 Mesh side kit including mesh ladder rack, rear panel and all fittings. For trailers fitted with a tailboard.
KX8581	Mesh Side Kit. TT105 Split mesh side kit including mesh ladder rack, rear panel and all fittings. For trailers fitted with a tailboard.
KX8586	Mesh Side Kit. TT126 Split mesh side kit including mesh ladder rack, rear panel and all fittings. For trailers fitted with a tailboard.

MESH SIDE COMPONENTS


AS9782	Mesh Side Panel. TT85 Individual mesh side panel.
AS9780	Mesh Front Panel. For use with mesh sides, fits over the fixed ladder rack on the TT85 models.
AS9781	Mesh Rear Panel. TT85G, Used with mesh sides, the rear panel fits over the tailboard.
AS0187	Mesh Rear Panel. TT105, Used with mesh sides, the rear panel fits over the tailboard.
AS0700	Mesh Rear Panel. TT126, Used with mesh sides, the rear panel fits over the tailboard.
KS5045	Rear Mesh Pillar. Right hand side for TT85G (post May 2000) Includes locking handle and linch pin.
KS5046	Rear Mesh Pillar. Left hand side for TT85G (post May 2000) Includes locking handle and linch pin.
KS5043	Rear Mesh Pillar. Right hand side for TT105G & TT126G Includes locking handle and linch pin.
KS5044	Rear Mesh Pillar. Left hand side for TT105G & TT126G Includes locking handle and linch pin.
KS5266	Centre Mesh Pillar. For TT105G & TT126G Includes linch pins.

Hydraulic Spares for the SPX Fenner & Fluidlink Pumps



SPARES FOR FENNER/SPX HYDRAULIC POWER PACK

- 1 P11972 **Controller.** Hand controller and weatherproof plug.
- 2 P119714 **Solenoid.** For the Fenner/SPX Hydraulic power units.
- 3 P119722 **Pump Handle.** For the manual pump section.
- 4 P119715 **Release Solenoid.** For the release valve.
- 5 P1244 **End Plug.** Round blanking plug.
- 6 P119724 **Manual Release Screw.** Including seal.
- 7 P119716 **Hand Pump Cartridge.** For the manual pump section.
- 8 P119713 **Filler Cap.** Incorporating breather.
- 9 P0670 **Isolator Switch.** Battery isolator switch supplied with one removable key.
- 10 P07255 **Aqua Safe Plug and Socket.** Waterproof plug and socket used for the interior lamp connector on DP trailers and the handset connection on tippers.
- 11 P0670A **Isolator Key.** Spare key for isolator switch.
- P119712 **Tank.** Plastic Reservoir for the Fenner/SPX Hydraulic.
- P119710 **Motor.** Replacement motor.
- P119720 **Release Valve Cartridge.**



SPARES FOR THE FLUIDLINK POWER PACK



Fitted to the TT85G since 10/12/2006 and to the TT105G & TT126G since 19-03-2007

- 12 P11974 **Hydraulic Power Pack.** FG525 12v.
- 13 P11974BC **Battery Cables.**
- 14 P11974DD **Drive Dog.**
- 15 P11974EP **3-Pin Handset Plug.**
- 16 P11974ES **3-Pin Handset Socket.**
- 17 P11974FC **Filler Cap.**
- 18 P11974H **Pump Handle.**
- 19 P11974HH **Hydraulic Hose.**
- 20 P11974HS **Handset and Lead.**
- P119745LC **Coil for Lowering Valve.** For model FG525, not compatible with FG515 alone please change valve complete.
- 21 P119745LV **Lowering Valve Complete.** Compatible with FG515 & FG525 models.
- P119745LVNC **Lowering Valve (no coil).** For model FG525, not compatible with FG515 alone please change valve complete.
- 22 P11974M **Motor.**
- 23 P11974MC **Motor Cover.**
- 24 P11974P **Pump Kit.**
- 25 P11974SC **Seal kit (O Rings).**
- 26 P11974SS **Start Solenoid.** Compatible with FG525 & FG515 (when copper strip fitted)
- 27 P11974T **Tank Kit.**









ACCESSORIES

	AS0587	Ladder Rack.
	KX0602	Mesh Side Kit.
1	KS0204	Lashing Lugs. One pair of lashing lugs, backing plates and fittings.
2	KX0201	Recessed lashing Ring Kit. One lashing ring and backing plate & fittings.
	KX5100	Knife Edge Kit. Bolt on addition for the ramp.

CHASSIS & BODY PARTS

	AS0550	Drawbar.
3	C10625	Front Drawbar Attachment Bracket. Right hand.
	C10626	Front Drawbar Attachment Bracket. Left hand.
	AS0970	Suspension Cross Member Set.
	C10550	Side Panel. Right hand.
	C10551	Side Panel. Left hand.
	C10554	Front Panel.
4	C10560	Front Corner Bracket.
5	C10567	Front Corner Bracket.
6	C20550	Front Corner Socket.
7	C10635	Side Brace Fixing Bracket. Right hand.
	C10636	Side Brace Fixing Bracket. Left hand.
8	C10762	Rear Light Bracket. Right hand.
	C10763	Rear Light Bracket. Left hand.
9	C10559	Rear Cross Member.
10	C10614	Rear Cross Member Brace. Right hand.
	C10615	Rear Cross Member Brace. Left hand.
11	C10622	Load Lashing Bracket.
	C04667	Rope Hook.

MUDGUARDS





	C10555	Mudguard. Right hand.
	C10556	Mudguard. Left hand.
12	C10557	Mudguard Cone. Right hand.
	C10558	Mudguard Cone. Left hand.
13	C10564	Mudguard Joining Plate.
14	C10565	Mudguard Side Jointing Plate.
15	C12980	Spray Guard. Right hand.
	C12981	Spray Guard. Left hand.
16	C72614	Rainflap.
17	P1385	Anti-Slip Cleat.

BUCKET REST

18	C10355	Bucket Rest Platform.
	C10360	Bucket Rest Support. Right hand.
	C10361	Bucket Rest Support. Left hand.









RAMP & SKID INSTALLATION

	KS5150	Standard Ramp Kit. Includes adjustable legs, corner pillars, hinges, gas strut and brackets, and ramp fasteners.
	KS5150/6	6' Ramp Kit. Includes adjustable legs, corner pillars, ramp stays, hinges, gas strut and brackets, and ramp fasteners.
	KS5110	Skid Installation Kit. Includes corner pillars, hinges and ramp fasteners.
	KS5110/6	Skid Installation Kit 6'. Includes corner pillars, hinges and ramp fasteners.
19	AS0096	Adjustable Leg. Compatible with the ramp kit.
20	AS0558	Ramp Hinge Tube. Compatible with the ramp kit.
	AS0568	Ramp Hinge Pivot Bracket. Right hand. Compatible with the ramp and skid kits.
21	AS0569	Ramp Hinge Pivot Bracket. Left hand. Compatible with the ramp and skid kits.
22	AS0623	Ramp Hinge Bracket. Compatible with the skid kit.
	C29418-01725	Hinge Rod. Compatible with the skid kits.
23	AS0598	Gas Strut Bracket. Top, compatible with the ramp kit.
24	C10640	Gas Strut Bracket. Bottom, compatible with the ramp kit.
25	C10707	Rear Corner Pillar. Compatible with the ramp and skid kits.
26	C30709	Ramp Fastener Handle. M14. Left hand. Compatible with the ramp and skid kits.
27	P10885	Ramp Fastener Eye Bolt. M14. Left hand. Compatible with the ramp and skid kits.
28	P1191	Gas Spring. Compatible with the ramp kit.



ACCESSORIES

	AS0589	Ladder Rack.	
	KX0607	Mesh Side Kit. GX85.	
	KX0605	Mesh Side Kit. GX105.	
	KS0204	Lashing Lugs. One pair of lashing lugs, backing plates and fittings.	
	KX0201	Recessed lashing Ring Kit. One lashing ring and backing plate & fittings.	
	KX5105	Knife Edge Kit. Bolt on addition for the ramp.	

CHASSIS & BODY PARTS

	AS0540	Drawbar. GX85.	
	AS0570	Drawbar. GX105.	
	AS0608	Cross Member Weld Assembly. GX105.	
	C10950	Front Drawbar Attachment Bracket. Right hand.	
	C10951	Front Drawbar Attachment Bracket. Left hand.	
	AS0974	Suspension Cross Member Set. GX85.	
	AS0975	Suspension Cross Member Set. GX105.	
	C10550	Side Panel. Right hand, GX85.	
	C10580	Side Panel. Right hand, GX105.	
	C10551	Side Panel. Left hand, GX85.	
	C10581	Side Panel. Left hand, GX105.	
	C10945	Front Panel.	
	C10560	Front Corner Bracket.	
	C10567	Front Corner Bracket.	
	C20550	Front Corner Socket.	
	C10635	Side Brace Fixing Bracket. Right hand.	
	C10636	Side Brace Fixing Bracket. Left hand.	
	C10762	Rear Light Bracket. Right hand.	
	C10763	Rear Light Bracket. Left hand.	
	C10946	Rear Cross Member.	
	C10614	Rear Cross Member Brace. Right hand.	
	C10615	Rear Cross Member Brace. Left hand.	
	C10622	Load Lashing Bracket.	
	C04667	Rope Hook.	

BUCKET REST

C10952	Bucket Rest Platform.
C10953	Bucket Rest Support. Right hand.
C10954	Bucket Rest Support. Left hand.

MUDGUARDS

C10555	Mudguard. Right hand. GX85.
C10976	Mudguard. Right hand. GX105.
C10556	Mudguard. Left hand. GX85.
C10977	Mudguard. Left hand. GX105.
C10557	Mudguard Cone. Right hand.
C10558	Mudguard Cone. Left hand.
C10564	Mudguard Joining Plate.
C10565	Mudguard Side Jointing Plate.
C12980	Spray Guard. Right hand.
C12981	Spray Guard. Left hand.
C72614	Rainflap.
P1385	Anti-Slip Cleat.



RAMP & SKID INSTALLATION

KS5160	Standard Ramp Kit. Includes adjustable legs, corner pillars, hinges, gas strut and brackets, and ramp fasteners. GX85, GX105.
KS5160/6	6' Ramp Kit. Includes adjustable legs, corner pillars, ramp stays, hinges, gas strut and brackets, and ramp fasteners. GX85, GX105.
KS5116	Skid Installation Kit. Includes corner pillars, hinges and ramp fasteners. GX85, GX105.
KS5117	Skid Installation Kit. Includes corner pillars, hinges and ramp fasteners. GX105HD.
KS5116/6	Skid Installation Kit 6'. Includes corner pillars, hinges and ramp fasteners. GX85, GX105.
KS5117/6	Skid Installation Kit 6'. Includes corner pillars, hinges and ramp fasteners. GX105HD.
AS0096	Adjustable Leg. Compatible with the ramp kits.
AS0558	Ramp Hinge Tube. Compatible with the ramp kit.
AS0568	Ramp Hinge Pivot Bracket. Right hand. Compatible with the ramp and skid kits.
AS0569	Ramp Hinge Pivot Bracket. Left hand. Compatible with the ramp and skid kits.
AS0623	Ramp Hinge Bracket. Compatible with the skid kit.
C29418-02050	Hinge Rod. Compatible with the skid kits.
AS0598	Gas Strut Bracket. Top, compatible with the ramp kit
C10640	Gas Strut Bracket. Bottom, compatible with the ramp kit.
C10707	Rear Corner Pillar. Compatible with the ramp and skid kits.
C30709	Ramp Fastener Handle. M14. Left hand. Compatible with the ramp and skid kits.
P10885	Ramp Fastener Eye Bolt. M14. Left hand. Compatible with the ramp and skid kits.
P1191	Gas Spring. Compatible with the ramp kit.



GX106 with skids and integrated rear supports

ACCESSORIES

	AS0591	Ladder Rack.
	KX0603	Mesh Side Kit.
	KS0204	Lashing Lugs. One pair of lashing lugs, backing plates and fittings.
	KX0201	Recessed lashing Ring Kit. One lashing ring and backing plate & fittings.
	KX5115	Knife Edge Kit. Bolt on addition for the ramp.

1



2



CHASSIS & BODY PARTS

	AS0570	Drawbar.
1	AS0573	Side Reinforcing Bracket.
	AS0571	Cross Member Weld Assembly. 2 per trailer.
2	C10625	Front Drawbar Attachment Bracket. Right hand.
	C10626	Front Drawbar Attachment Bracket. Left hand.
	AS0980	Suspension Cross Member Set.
	C10580	Side Panel. Right hand.
	C10581	Side Panel. Left hand.
	C10585	Front Panel.
	C10560	Front Corner Bracket.
	C10567	Front Corner Bracket.
	C20550	Front Corner Socket.
	C10635	Side Brace Fixing Bracket. Right hand.
	C10636	Side Brace Fixing Bracket. Left hand.
	C10764	Rear Light Bracket. Right hand.
	C10765	Rear Light Bracket. Left hand.
	C10602	Rear Cross Member.
	C10614	Rear Cross Member Brace. Right hand.
	C10615	Rear Cross Member Brace. Left hand.
	C10622	Load Lashing Bracket.
	C04667	Rope Hook.

BUCKET REST

C10359	Bucket Rest Platform.
C10627	Bucket Rest Support. Right hand.
C10628	Bucket Rest Support. Left hand.

MUDGUARDS

C10565	Mudguard. Side Jointing Plate.
C10586	Mudguard. Right hand.
C10587	Mudguard. Left hand.
C10588	Mudguard Cone. Right hand.
C10589	Mudguard Cone. Left hand.
C10601	Mudguard. Joining Plate.
C12982	Spray Guard. Right hand.
C12983	Spray Guard. Left hand.
C72615	Rainflap.
P1385	Anti-Slip Cleat.





RAMP & SKID INSTALLATION

KS5180	Standard Ramp Kit. Includes adjustable legs, corner pillars, hinges, gas strut and brackets, and ramp fasteners.
KS5180/6	6' Ramp Kit. Includes adjustable legs, corner pillars, ramp stays, hinges, gas strut and brackets, and ramp fasteners.
KS5110	Skid Installation Kit. Includes corner pillars, hinges and ramp fasteners.
KS5110/6	Skid Installation Kit 6'. Includes corner pillars, hinges and ramp fasteners.
AS0096	Adjustable Leg. Compatible with the ramp kits.
AS0558	Ramp Hinge Tube. Compatible with the ramp kit.
AS0579	Ramp Hinge Pivot Bracket. Right hand. Compatible with the ramp and skid kits.
AS0580	Ramp Hinge Pivot Bracket. Left hand. Compatible with the ramp and skid kits.
AS0623	Ramp Hinge Bracket. Compatible with the skid kit.
C29418-02250	Hinge Rod. Compatible with the skid kits.
AS0598	Gas Strut Bracket. Top, compatible with the ramp kit.
C10640	Gas Strut Bracket. Bottom, compatible with the ramp kit.
C10707	Rear Corner Pillar. Compatible with the ramp and skid kits.
C30709	Ramp Fastener Handle. M14. Left hand. Compatible with the ramp and skid kits.
P10885	Ramp Fastener Eye Bolt. M14. Left hand. Compatible with the ramp and skid kits.
P1191	Gas Spring. Compatible with the ramp kit.















GX126 tri axle with ramp

ACCESSORIES

	AS0589	Ladder Rack. GX125HD.
	AS0591	Ladder Rack. GX126.
	KX0608	Mesh Side Kit. GX125HD
	KX0606	Mesh Side Kit. GX126.
	KS0204	Lashing Lugs. One pair of lashing lugs, backing plates and fittings.
	KX0201	Recessed lashing Ring Kit. One lashing ring and backing plate & fittings.
	KX5115	Knife Edge Kit. Bolt on addition for the ramp.

CHASSIS & BODY PARTS

	AS0570	Drawbar.
	C10950	Front Drawbar Attachment Bracket. Right hand. GX125HD.
	C10625	Front Drawbar Attachment Bracket. Right hand. GX126.
	C10951	Front Drawbar Attachment Bracket. Left hand. GX125HD.
	C10626	Front Drawbar Attachment Bracket. Left hand. GX106.
	AS0608	Cross Member Weld Assenbly. GX125HD.
	AS0571	Cross Member Weld Assenbly. GX126.
	AS0573	Side Reinforcing Bracket. GX126.
	AS0609	Drawbar Attachment Cross Member. GX126. 
	AS0622	Side Reinforcing Bracket. GX125HD. 
	AS0609	Drawbar Attachment Cross Member. GX126. 
	AS0660	Drawbar Attachment Cross Member. GX126 Tri. 
	AS0661	Drawbar Attachment Cross Member. GX125HD. 
	AS0895	Suspension Cross Member Set. GX125HD .
	AS0905	Suspension Cross Member Set. GX126 .
	AS0900	Suspension Cross Member Set. GX126 Tri .
	C10985	Side Panel. Right hand. GX125HD & GX126 .
	C10960	Side Panel. Right hand. GX126 Tri .
	C10986	Side Panel. Left hand. GX125HD & GX126 .
	C10961	Side Panel. Left hand. GX126 Tri .
	C10945	Front Panel. GX125HD.
	C10585	Front Panel. GX126.
	C10560	Front Corner Bracket.
	C10567	Front Corner Bracket.
	C20550	Front Corner Socket.
	C10635	Side Brace Fixing Bracket. Right hand.

C10636	Side Brace Fixing Bracket. Left hand.
C10762	Rear Light Bracket. Right hand. GX125HD.
C10764	Rear Light Bracket. Right hand. GX126.
C10763	Rear Light Bracket. Left hand. GX125HD.
C10765	Rear Light Bracket. Left hand. GX126.
C10946	Rear Cross Member. GX125HD.
C10602	Rear Cross Member. GX126.
C10614	Rear Cross Member Brace. Right hand.
C10615	Rear Cross Member Brace. Left hand.
C10990	Rear Cross Member Brace. 1 per trailer. GX126
C10963	Rear Cross Member Brace. 1 per trailer. GX126 Tri.
C10622	Load Lashing Bracket.
C04667	Rope Hook.

MUDGUARDS

C10564	Mudguard Jointing Plate. GX125HD.
C10601	Mudguard Jointing Plate. GX126.
C10565	Mudguard Side Jointing Plate.
C10982	Mudguard. Right hand. GX125HD.
C10987	Mudguard. Right hand. GX126.
C10996	Mudguard. Right hand. GX126 Tri.
C10983	Mudguard. Left hand. GX125HD.
C10988	Mudguard. Left hand. GX126.
C10997	Mudguard. Left hand. GX126 Tri.
C10557	Mudguard Cone. Right hand. GX125HD.
C10588	Mudguard Cone. Right hand. GX126.
C10558	Mudguard Cone. Left hand. GX125HD.
C10589	Mudguard Cone. Left hand. GX126.
C12980	Spray Guard. Right hand. GX125HD.
C12982	Spray Guard. Right hand. GX126.
C12981	Spray Guard. Left hand. GX125HD.
C12983	Spray Guard. Left hand. GX126.
C72614	Rainflap. GX125HD.
C72615	Rainflap. GX126.
P1385	Anti-Slip Cleat.











BUCKET REST

C10952	Bucket Rest Platform. GX125HD.
C10359	Bucket Rest Platform. GX126.
C10953	Bucket Rest Support. Right hand. GX125HD.
C10627	Bucket Rest Support. Right hand. GX126.
C10954	Bucket Rest Support. Left hand. GX125HD.
C10628	Bucket Rest Support. Left hand. GX126.










RAMP & SKID INSTALLATION



	KS5160	Standard Ramp Kit. Includes adjustable legs, corner pillars, hinges, gas strut and brackets, and ramp fasteners. GX125HD.
	KS5180	Standard Ramp Kit. Includes adjustable legs, corner pillars, hinges, gas strut and brackets, and ramp fasteners. GX126.
	KS5160/6	6' Ramp Kit. Includes adjustable legs, corner pillars, ramp stays, hinges, gas strut and brackets, and ramp fasteners. GX125HD.
	KS5180/6	6' Ramp Kit. Includes adjustable legs, corner pillars, ramp stays, hinges, gas strut and brackets, and ramp fasteners. GX126.
	KS5117	Skid Installation Kit. Includes corner pillars, hinges and ramp fasteners. GX125HD.
	KS5130	Skid Installation Kit. Includes corner pillars, hinges and ramp fasteners. GX126.
	KS5117/6	Skid Installation Kit 6'. Includes corner pillars, hinges and ramp fasteners. GX125HD.
	KS5130/6	Skid Installation Kit 6'. Includes corner pillars, hinges and ramp fasteners. GX126.
	AS0096	Adjustable Leg. Compatible with the ramp kits.
	AS0558	Ramp Hinge Tube. Compatible with the ramp kit.
	AS0568	Ramp Hinge Pivot Bracket. Right hand. Compatible with the ramp and skid kits. GX125HD.
	AS0579	Ramp Hinge Pivot Bracket. Right hand. Compatible with the ramp and skid kits. GX126.

AS0569	Ramp Hinge Pivot Bracket. Left hand. Compatible with the ramp and skid kits. GX125HD.
AS0580	Ramp Hinge Pivot Bracket. Left hand. Compatible with the ramp and skid kits. GX126.
AS0623	Ramp Hinge Bracket. Compatible with the skid kit.
C29418-02050	Hinge Rod. Compatible with the skid kits. GX125HD.
C29418-02250	Hinge Rod. Compatible with the skid kits. GX126.
AS0598	Gas Strut Bracket. Top, compatible with the ramp kit.
C10640	Gas Strut Bracket. Bottom, compatible with the ramp kit.
C10707	Rear Corner Pillar. Compatible with the ramp and skid kits.
C30709	Ramp Fastener Handle. M14. Left hand. Compatible with the ramp and skid kits.
P10885	Ramp Fastener Eye Bolt. M14. Left hand. Compatible with the ramp and skid kits.
P1191	Gas Spring. Compatible with the ramp kit.

ALUMINIUM MUDGUARDS & FITTINGS

	C40079	Aluminium Mudguard. Compatible with the GP1*6GM with 6.50 R16 wheels fitted.
	C40083	Aluminium Mudguard. Compatible with the GP1*6GM & GP127GM with 175/75 R16 wheels fitted.
	C40087	Aluminium Mudguard. Compatible with the GP1*6GM with 155/70R12 & 195/60 R12 & GP127GM with 185 60 R12 wheels fitted.
	C40082	Aluminium Mudguard. Compatible with the GP1*6GM Tri axle & GP147GM Tri axle with 175/75R16 wheels fitted.
	C40085	Aluminium Mudguard. Compatible with the GP1*6GM Tri axle & GP147GM Tri axle with 155/70R12 & 195/60 R12 wheels fitted.
	C40152	Aluminium Mudguard. Low, compatible with the GP146GM & GP147GM with 195 60 R12 wheels fitted.
	C40154	Aluminium Mudguard. Low, compatible with the GP146GM & GP147GM with 175 75 R16 wheels fitted.
1	C12986	Spray Guard. Right hand, compatible with 12" wheels.
	C12987	Spray Guard. Left hand, compatible with 12" wheels.
	C12988	Spray Guard. Right hand, compatible with 175 wheels.
	C12989	Spray Guard. Left hand, compatible with 175 wheels.
2	C42477	Mudguard Corner Gussett.
	C20427-00015	Mudguard Bracket Spacer.






LOADING SKIDS & FULL WIDTH RAMPS

	KS5135	Loading Skid Kit. For trailers with 155 70 R12 Wheels fitted. All fittings included.
	KS5135/6	Loading Skid Kit. 6' high for trailers with 155 70 R12 Wheels fitted. All fittings included.
	KS5140	Loading Skid Kit. For trailers with 175 75 R16 Wheels fitted. All fittings included.
	KS5140/6	Loading Skid Kit. 6' high for trailers with 175 75 R16 Wheels fitted. All fittings included.
	KS5185	Full Width Ramp. 4' high complete with all fittings.
	KS5185/6	Full Width Ramp. 6' high complete with all fittings.
3	AS0623	Hinge Bracket. One per trailer, compatible with the skids.
	C29418-01970	Hinge Bar. Compatible with the skids.
	C40300	Number Plate Mounting Panel. Compatible with the skids.
4	AS0702	Ramp Hinge Bracket. Right hand. Compatible with the ramp & skids.
	AS0703	Ramp Hinge Bracket. Left hand. Compatible with the ramp & skids.
	C30709	Ramp Fastener Handle. M14. Compatible with the ramp & skids.
	P10885	Ramp Fastener Eye Bolt. M14. Compatible with the ramp & skids.
	C20937	Ramp Hinge Tube. Compatible with the ramp.
	P1246	Hinge Pivot Bush. Compatible with the ramp.
	AS0096	Adjustable Leg. 3 per ramp, compatible with the full width ramp.
	AS0598	Gas Strut Bracket. Lower. Compatible with the ramp.
	C10640	Gas Strut Bracket. Upper. Compatible with the ramp.
	P1191	Gas Spring. Compatible with the ramp.
	P1192	Protective Bellows. Compatible with the ramp.
	C40304	Number Plate Mounting Panel. Compatible with the ramp.
	C20123	Ramp Stay. Compatible with the 6' ramp.



GP106, GP106H,
GP126, GP126H,
GP146 & GP146H

ACCESSORIES



Available on the Low sided models only.

	KX1620	Filled in Side Kit. GP106 Available for the low sided models only. Includes 6 lashing rings.
	KX1625	Filled in Side Kit. GP126 Available for the low sided models only. Includes 6 lashing rings.
	KX1630	Filled in Side Kit. GP146 Available for the low sided models only. Includes 6 lashing rings.
	KX1685	Ladder Rack Kit. Suitable for the GP106H, GP126H & GP146H.
	KX1680	Bucket Rest Kit. Suitable for the GP106H, GP126H & GP146H.









MESH SIDE KITS (HIGH SIDED MODELS ONLY)

	KX1690	Mesh Side kit. GP106H includes mesh ladder rack, right and left hand side mesh panels.
	KX1691	Mesh Side Kit. GP126H includes mesh ladder rack, right and left hand side mesh panels.





GH64, GH94, GH94BT & GH1054



RAMP & SKID KITS







	AS2591	1.2m Mesh Ramp. GH64.
	AS2602	1.5m Bevelled Ramp. GH64.
	KS26501	1.2m Full Width Ramp. GH94 & GH94BT. Introduced mid-2016, compatible with older models.
	AS2630	1.5m Bevelled Ramp. GH94 & GH94BT.
	KS26505	1.2m Full Width Ramp. GH1054. Introduced mid-2016, compatible with older models.
	AS2636	1.5m Bevelled Ramp. GH1054.
	KS2646	1.5m Sliding Skids. GH94 & GH94BT.
	KS2647	1.5m Sliding Skids. GH1054.

RAMP & SKID SPARES


	AS2657	Ramp Helper Arm. Fitted to GH94, GH94BT & GH1054 trailers equipped with 1.2m Full Width Ramp.
	AS2597	Ramp Helper Arm. Fitted to the GH64 (all ramp variants) GH94, GH94BT & GH1054 (trailers equipped with current 1.5m Bevelled Ramp and 1.5m Sliding Skids). Was also fitted to GH94, GH94BT & GH1054 trailers with 1.2m Mesh Ramps.
	C20941Z	Ramp Hinge Tube Case / Spindle. Fitted to the GH64 (all ramp variants) GH94, GH94BT & GH1054 (trailers equipped with current 1.5m Bevelled Ramp and 1.5m Sliding Skids). Was also fitted to GH94, GH94BT & GH1054 trailers with 1.2m Mesh Ramps.
	C20942Z	Ramp Hinge Tube Case / Spindle. Fitted to GH94, GH94BT & GH1054 trailers equipped with 1.2m Full Width Ramp.
	C12525	Number Plate Backing. Compatible with the GH64 ramp.
	C13212	Clip in Number Plate Holder. Compatible with the current 1.2m Full Width ramp on the GH94 & GH94BT.
	C13214	Clip in Number Plate Holder. Compatible with the current 1.2m Full Width ramp on the GH1054.
	C12472	Number Plate Backing. GH94 & GH94BT 1.5m Bevelled Ramp.
	C12569	Number Plate Backing. GH1054BT Bevelled Ramp.
	P1159-00470	Ramp Spring. GH64 ramp.
	P1163	Ramp Spring. GH94 & GH94BT.
	P1159	Ramp Spring. GH1054BT.
	C30709	Ramp Fastener. M14, used on the ramp & skid options.
	P10885	Eye Bolt. M14, used on the ramp & skid options.
	AS2646	Skid Centre Support.
	C29418-01350	Sliding Skid Support Bar. GH94 & GH94BT.
	C29418-01666	Sliding Skid Support Bar. GH1054BT.
	C14205	Reverse/Fog Mounting Plate. Compatible with the sliding skids.
	C14217	Number Plate Mounting Plate. Compatible with the sliding skids.



ACCESSORIES


	KX35327	48mm Coupling Raiser Kit. This kit includes 2 aluminium raisers, nuts & bolts. Fitted as standard to the GH64 & GH94, available as an option on the GH94BT & GH1054BT.
	KX35314	80mm Coupling Raiser Kit. This kit includes 2 aluminium raisers nuts & bolts. Available as an option on all the GH range.
	KX35318	Spare Wheel Kit. Compatible with the GH94BT. The kit includes 1 x 165R13C wheel assembly, mounting plate, securing strap, U bolts and fittings.
	KX35319	Spare Wheel Kit. Compatible with the GH94. The kit includes 1 x 195/55R10 wheel assembly, mounting plate, securing strap, U bolts and fittings.
	KX35320	Spare Wheel Kit. Compatible with the GH1054. The kit includes 1 x 185/70R13 wheel assembly, mounting plate, securing strap, U bolts and fittings.
	KS3740	Bolt on Lashing Lug Kit. One pair of lashing lugs, socket screws and nuts.
	KX35335	GH Toolbox Kit. Compatible with the GH94BT & GH1054. A heavy duty, lockable, steel toolbox allows three sets of ratchet straps and tools to be locked away securely. (Padlock not included)

DEDICATED SPARES


	C72583	Rainflap. GH64.
	C72584	Rainflap. GH94BT & GH1054.
	C72588	Rainflap. GH94.
	C72589	Intermediate Rainflap. GH94.



DRAWBAR & COUPLING

	AS3705	Drawbar Weld Assembly.
1	C01700	Drawbar Pivot Bush.
2	C01705	Drawbar Pivot Bolt.
3	C11722	Drawbar Pivot Bracket. Right hand.
	C11723	Drawbar Pivot Bracket. Left hand.
4	AS3711	Centre Shackle. Right hand.
	AS3712	Centre Shackle. Left hand.
5	C01706	Extended Jockey Wheel Clamp Handle.
6	P1087	Body Clamp. Over centre clamp that secures the body to the drawbar.
7	AS3713	Hook & Base Plate. Receiver for the body clamp.

LOADING SKIDS AND LIGHT BRACKETS

	AS3729	Skid Assembly. Compatible with the CT177 mk2. Non handed, sold individually.
	AS3736	Fold Out Adjustable Rear Light Mounting Bracket. Left hand, for use with Rubolite lamps. Compatible with the CT177 mk2 Fitted since March 2008.
9	AS3737	Fold Out Adjustable Rear Light Mounting Bracket. Right hand, for use with Rubolite lamps. Compatible with the CT177 mk2 Fitted since March 2008.
10	KS3715	Fold Out Adjustable Rear Light Mounting Bracket. Right hand, for use with Aspock lamps. Fitted till March 2008.
	KS3716	Fold Out Adjustable Rear Light Mounting Bracket. Left hand, for use with Aspock lamps. Fitted till March 2008.
11	C01703	Light Bracket Pivot Bar.
12	P1096	Linch Pin. Secures the rear light bracket.
13	C11717	Side Marker Lamp Mounting Bracket.
14	C11746	Number Plate Mount.
15	C11924	Fog Lamp Bracket. Side pod mounted.

HYDRAULICS

	16	P11317	Hydraulic Ram.
	17	C11732	Ram Retaining Plate.
	18	P11415	Hydraulic Manual Pump.
	19	P11415H	Manual Pump Handle.

WINCH MOUNTING

20	AS3732	Winch Mount. Allows the winch to be moved from side to side, allowing for variation in vehicle towing eye position.
21	C21751	Winch Guide Tube.

BODY COMPONENTS











22	C11878	Inner Mudguard. Left hand.
	C11879	Inner Mudguard. Right hand.
23	C72614	Rainflap.
24	P1385	Anti Slip Cleats.
	C11736	Tool Box Lid.
	P1086	Over Centre Clasp. For securing the tool box lid.









CT136 Twin axle model


ACCESSORIES & OPTIONS

- P04705** Winch "Circuit". 600lb rated mechanical cable winch. 
- P04706** Winch "Rally". 1050lb rated mechanical cable winch. 
- P04707** Winch "Recovery". 1500lb rated mechanical cable winch. 
- 1 KX5528** Winch Mounting Kit. CT136 & CT136HD Required to fit the winch options above. Mounting bar and winch mounting bracket allows winch to be fitted in the left or right hand mounting positions. 
- KX5525** Winch Mounting Kit. CT115. Required to fit the winch options above. Mounting bar and winch mounting bracket allows winch to be fitted in the left or right hand mounting positions.
- 2 KX5536** Aluminium Treadplate Infill Kit. CT136, CT136HD. Provides a safe walk on platform as an alternative to the open centre. The kit includes a front and rear deck infill and all fittings. 
- 3 K55334** Tyre Rack Cranked Bar. CT136, CT136HD Mounted to the front of this trailer this adjustable rack can accommodate a set of differently sized wheels/tyres. Maximum difference in tyre diameters of 65mm. 
- KX5535** Tyre Rack Straight Bar. CT136, CT136HD. Mounted to the front of the trailer this adjustable rack can accommodate a set of wheels/tyres ranging from 500mm to 650mm in diameter. 
- KX5522** Tyre Rack Cranked Bar. CT115. Mounted to the front of this trailer this adjustable rack can accommodate a set of differently sized wheels/tyres. Maximum difference in tyre diameters of 65mm. 
- KX5523** Tyre Rack Straight Bar. CT115. Mounted to the front of the trailer this adjustable rack can accommodate a set of wheels/tyres ranging from 500mm to 650mm in diameter. 
- P1042** Heavy Duty Wheel Securing Straps. Incorporating soft link to avoid damage to alloy wheels.
- 4 KX0242** Wheel Chocks. CT136 / CT115. Slide - in front wheel chocks. One pair including fasteners. For vehicles with low ground clearance this feature is invaluable. The wheel stop can be fitted between the wheel and the spoiler after the vehicle is loaded.
- KX0243** Spare Wheel Kit. For all models of CT136 & CT115. The kit includes wheel and tyre, mounting bracket, wheel brace and all fittings.
- 5 KX0235** Toolbox Kit. CT136, CT115 Heavy duty, lockable, steel toolbox allows wheel straps and tools to be locked away securely. 

















UNIQUE SPARE PARTS

- KS0251** Drawbar Assembly.
- AS0892** Suspension Cross Member Set. CT115.
- AS1821** Suspension Cross Member Set. CT136SA.
- AS1810** Suspension Cross Member Set. CT136, CT136HD.
- AS1816** Steady Leg Inner Assembly.
- C11828** Rear Light Bracket. Right hand. Also acts as the cross member support. Compatible with Aspock and Rubolite lamps.
- C11814** Rear Light Bracket. Left hand. Also acts as the cross member support. Compatible with Aspock and Rubolite lamps.
- C11883** Number Plate Bracket. CT115, fold down number plate / skid flap.
- C11845** Number Plate Bracket. CT136, fold down number plate / skid flap.
- C11864** Number Plate Bracket. CT136HD, fold down number plate / skid flap.
- 6 C11924** Fog Lamp Bracket. Side pod mounted. 
- C11852** Loading Skid. CT115 & CT136. Right hand when deployed, left hand when stowed.
- C11826** Loading Skid. CT115 & CT136. Left hand when deployed, right hand when stowed.
- AS1886** Loading Skid. CT136HD. Right hand when deployed, left hand when stowed.
- AS1887** Loading Skid. CT136HD Left hand when deployed, right hand when stowed.
- 7 C74810** Skid Stop. Plastic stop fitted to the end of the skid pressings and trailer beds. 
- WT5100-00040** Aluminium Coupling Raiser. 40mm.






BODY & ROOF PANELS

-  **C69617** GRP White Panel. BV84G & BV85G Side panel 1525mm x 2431 x 14mm.
-  **C69601** GRP White Panel. BV105G & BV106G Side panel 1829mm x 3041mm x 14mm
-  **C69614** GRP White Panel. BV125G & BV126G Side panel 1829mm x 3658mm x 14mm. Please specify model when placing order.
-  **C69609** GRP White Panel. BV106G 7' headroom Side panel 2134mm x 3041mm x 14mm.
-  **C69610** GRP White Panel. BV126G 7' headroom Side panel 2134mm x 3658mm x 14mm.
-  **C69618** GRP White Panel. BV84G Front right hand panel 690mm x 1520mm x 14mm.
-  **C69602** GRP White Panel. BV*5G 5' & 6' headroom Front right hand panel 1824mm x 870 x 14mm. Please specify headroom when placing order.
-  **C69611** GRP White Panel. BV*5G & BV*6 7' Front right hand panel 2129mm x 1010mm x 14mm.
-  **C69615** GRP White Panel. BV*6G 6' Front right hand panel 1824mm x 1010mm x 14mm.
-  **C69619** GRP White Panel. BV84 inspection door panel. 540mm x 1368mm x 14mm.
-  **C69603** GRP White Panel. BV*5G 5' & 6' headroom inspection door panel. 1673mm x 716mm x 14mm. Please specify headroom when placing order.
-  **C69612** GRP White Panel. BV*5G 7' & BV*6 7' inspection door panel. 1978mm x 863mm x 14mm.
-  **C69616** GRP White Panel. BV*6G 6' inspection door panel. 1678mm x 863mm x 14mm.
-  **C79305** Opal GRP Roof Sheet. BV84G.
-  **C79306** Opal GRP Roof Sheet. BV85G.
-  **C79307** Opal GRP Roof Sheet. BV105G.
-  **C79308** Opal GRP Roof Sheet. BV125G, BV106G, BV126G – (cut to correct size upon order).
-  **P1377** Tape. 2mm x 12mm x 50m roll. Used for sealing the roof sheet.

INSPECTION DOOR FITTINGS

- AS0441** Inspection Door Outer Frame. BV84G.
- AS0448** Inspection Door Outer Frame. BV85G 5' head room.
- AS0442** Inspection Door Outer Frame. BV*5G 6'head room.
- AS0444** Inspection Door Outer Frame. BV*5G 7'head room.
- AS0449** Inspection Door Outer Frame. BV*6G 6'head room.
- AS0443** Inspection Door Outer Frame. BV*6G 7'head room.
- 1 AS0285** Inspection Door Catch Pin Weld Assembly. BV84, BV*5G.
- 2 C14895** Lock Mounting Bracket. BV84G, BV85G & BV105G.
- 3 P10580** Push Button Handle. BV*4G, BV*5 outer inspection door handle supplied with 2 keys.
- 4 P1059** Internal Latch Mechanism. BV*4G & BV*5G.
- 5 P1070** Inspection Door Hinge. BV*4G & BV*5G.
- 6 AS0258** Inspection Door Latch Weld Assembly. BV*5 7' headroom & BV*6.
- 7 AS0254** Locking Bar hinge Bracket Top. BV5 7' headroom and BV*6.
AS0255 Locking Bar hinge Bracket Bottom. BV5 7' headroom and BV*6.
- 8 AS0266** Locking Bar Weld Assembly. BV6 6' headroom.
AS0256 Locking Bar Weld Assembly. BV125G & BV*6 7' headroom.
- 9 C00248** Inspection Door Opening Handle. BV125G 7' & BV1*6G.
- 10 C10224** Inspection Door Latch Handle Housing. BV125G 7' & BV1*6G.
- 11 AS1691** Lock Handle Assembly. BV125G 7' & BV1*6G.
- 12 P1314** Self Adhesive Foam Strip. 10mm x 6mm on a 15m roll, fitted to the inspection door.
- 13 P1378** Cord – Expanded Neoprene. Sold per metre, fitted to the inspection door frame.



REAR RAMP DOOR FITTINGS

AS0278	Rear Corner Pillar. Right hand BV84G/ BV85G 5' headroom.
AS0279	Rear Corner Pillar. Left hand BV84G / BV85G 5' headroom.
AS0431	Rear Corner Pillar. Right hand BV*5G & BV*6 6' headroom.
AS0432	Rear Corner Pillar. Left hand BV*5G & BV*6 6' headroom.
AS0251	Rear Corner Pillar. Right hand BV*5G & BV*6 7' headroom.
AS0252	Rear Corner Pillar. Left hand BV*5G & BV*6 7' headroom.
1 C00049	Sliding Bolt. 3 per trailer, top and bottom fitted vertically. BV84G
P1173	Compression Spring. Used with the C00049 Sliding Bolt.
2 C40142	Sliding Bolt. 1per trailer, middle, fitted horizontally. BV84G
3 C70136	Spring Bolt Guide Bush. 4 per trailer.
4 P12361	M8 Pin and Knob. 3 per trailer.
5 P12362	M8 Pin and Knob. 1per trailer.
6 C14324	Ramp Closure Handle. Right hand.
C14325	Ramp Closure Handle. Left hand.
7 P1288	Spring. Ramp Closure.
8 C01690	Ramp Closure Lock Pin.
9 C11978	Reveiver - Ramp Closing Handle.
C20937	Ramp Hinge Tube.
P1246	Ramp Hinge Bush
P1163	Ramp Spring.
10 P1246	Hinge Pivot Bush.
11 C00256	Rear Door Stay. BV84G.
C00265	Rear Door Stay. BV*5G 6' headroom.
12 C04217	Ramp Spring Attachment Bracket. Right hand.
C04219	Ramp Spring Attachment Bracket. Left hand.
13 CP00172	Grab Handle.
CP00570	Grab Handle Spacer. 2 per handle required.
14 P1074	Butt Hinge.
C40318	Fog Lamp Mounting Plate.
C40319	Number Plate Mounting Panel.

VAN DOOR FITTINGS





AS0281	Rear Corner Pillar. Right hand. BV84G.
AS0282	Rear Corner Pillar. Left hand. BV84G.
AS1570	Rear Corner Pillar. Right hand. BV*5G & BV*6 6' headroom.
AS1571	Rear Corner Pillar. Left hand. BV*5G & BV*6 6' headroom.
AS1575	Rear Corner Pillar. Right hand. BV*5G & BV*6 7' headroom.
AS1576	Rear Corner Pillar. Left hand. BV*5G & BV*6 7' headroom.
15 C00120	Door Stay. BV84G.
C00256	Door Stay. BV85G .
C15307	Number Plate Panel.
16 P1054	Chrome Locking Handle. Supplied with 2 keys.
17 P1055	3 Way Rod Latch. BV84.
18 P1077	Hinge - Low Profile.
19 P12453	Slam Bolt - Ring Tail.
20 P1319	Self Adhesive Foam Strip. 15mm x 4mm. Sold per metre.

ROLLER SHUTTER FITTINGS


AS0281	Rear Corner Pillar. Right hand BV85 5' headroom.
AS0282	Rear Corner Pillar. Left hand BV85 5' headroom.
AS1570	Rear Corner Pillar. Right hand BV*5 6' & BV*6 6' headroom
AS1571	Rear Corner Pillar. Left hand BV*5 6' & BV*6 6' headroom.
AS1575	Rear Corner Pillar. Right hand BV*5 & BV*6 7' headroom.
AS1576	Rear Corner Pillar. Left hand BV*5 & BV*6 7' headroom.
21 AS7610	Roller Shutter Hasp
P1201	Roller Shutter Door Kit. BV85G 5' headroom.
P1200	Roller Shutter Door Kit. BV*5G 6' headroom.
P12012	Roller Shutter Door Kit. BV*6G 6' headroom.
P12011	Roller Shutter Door Kit. BV*6G 7' headroom.
KS2246	Roller Shutter Registration Plate Kit. BV6' & 7' headroom. Fold down number plate holder complete with hinges.




INSPECTION DOOR KITS

-  **KS2213** Inspection Door Kit. BV84G 5' Headroom. Includes hinges and push button handle.
-  **KS2207** Inspection Door Kit. BV85G & BV105G 6' Headroom. Includes hinges and push button handle.
-  **KS2212/6** Inspection Door Kit. BV106G & BV126G 6' Headroom. Includes hinges and lever handle assembly.
-  **KS2212** Inspection Door Kit. BV106G & BV126G 7' Headroom. Includes hinges and lever handle assembly.

REAR PROTECTION BRACKETS

-  **C10308** Rear Protection Bracket RH BV84G.
- C10309** Rear Protection Bracket LH BV84G.
- C10335** Rear Protection Bracket RH BV85G.
- C10336** Rear Protection Bracket LH BV85G.
- C10337** Rear Protection Bracket RH BV105G.
- C10338** Rear Protection Bracket LH BV105G.
- C10364** Rear Protection Bracket RH BV125G.
- C10365** Rear Protection Bracket LH BV125G.
- C10215** Rear Protection Bracket RH BV106G.
- C10216** Rear Protection Bracket LH BV106G.
- C10266** Rear Protection Bracket RH BV126G.
- C10267** Rear Protection Bracket LH BV126G.





P8b with optional mesh sides fitted

DEDICATED KITS


	KX8636	Mesh Side Kit. P6b Ramp.
	KX8635	Mesh Side Kit. P6b Tailboard.
	KX8639	Mesh Side Kit. P7b Ramp.
	KX8638	Mesh Side Kit. P7b Tailboard.
	KX8642	Mesh Side Kit. P8b Ramp.
	KX8641	Mesh Side Kit. P8b Tailboard.
	KX8217	Ladder Rack. P6b & P7b.
	KX8218	Ladder Rack. P8b.
	KX4846	Internal Livestock Partition. P6b & P7b. For use with trailers fitted with a Canopy and Livestock Kit.

ACCESSORIES

	KS0229	Tailboard. P6b & P7b.
	KS0228	Tailboard. P8b.
	KS8510	Standard Ramp. P6b & P7b.
	KS8509	Stock Ramp. P6b & P7b.
	KS8613	Standard Ramp. P8b.
	KS8503	Ramp. P8b. 1.3m.
	KX0225	Propstand Kit.
	KX0651	Light Duty Lashing Point. One pair.
	KX8612	Lamp Guards. One pair.

SPARES FOR THE DRAWBAR & COUPLING

	AS3953	Drawbar Assembly. P6b.
	AS3954	Drawbar Assembly. P7b.
	AS3955	Drawbar Assembly. P8b.
1	C13766	Drawbar Attachment Bracket. Right hand.
	C13767	Drawbar Attachment Bracket. Left hand.
2	P00355PP	8 Pin Parking Socket.
3	P0235	Jockey Wheel Clamp.
	WT5100-00040	Coupling Raiser. 40mm.



BODY COMPONENTS

	AS8240	Rear Frame. P6b & P7b.
	AS8252	Rear Frame. P8b.
	C15005	Floor Edge Strip. P6b & P7b.
	C15036	Floor Edge Strip. P8b.
	C04667	Rope Hook.
	C10770	Spare Wheel Bracket.
	C14419	Front Panel. P6b & P7b.
	C14462	Front Panel. P8b.
	C14423	Side Panel. Right hand, P6b.
	C14424	Side Panel. Left hand, P6b.
	C14426	Side Panel. Right hand, P7b.
	C14427	Side Panel. Left hand, P7b.
	C14460	Side Panel. Right hand, P8b.
	C14461	Side Panel. Left hand, P8b.

SPARES FOR THE RAMP & TAILBOARD

	AS8214	Ramp Hinge Pin. For ramp & tailboard.
	C14444	Number Plate Panel. For ramp & tailboard.
	C74427	Ramp Hinge Bush. For ramp & tailboard.













P6e with tailboard and 145/70R13 tyres



P7e ramp model






P6e & P7e DEDICATED KITS

-  **KX8635** **Mesh Side Kit P6e.** Tailboard models, full mesh sides kit also includes mesh rear panel, mesh ladder rack & all mounting hardware required.
-  **KX8636** **Mesh Side Kit P6e.** Ramp models, full mesh sides kit also includes mesh ladder rack & all mounting hardware required.
-  **KX8638** **Mesh Side Kit P7e.** Tailboard models, full mesh sides kit also includes mesh rear panel, mesh ladder rack & all mounting hardware required.
-  **KX8639** **Mesh Side Kit P7e.** Ramp models, full mesh sides kit also includes mesh ladder rack & all mounting hardware required.
-  **AS8219** **Mesh Ladder Rack.** P6e & P7e.
-  **AS8635** **Right Hand Side Mesh Panel.** P6e.
-  **AS8636** **Left Hand Side Mesh Panel.** P6e.
-  **AS8637** **Mesh Panel over Tailboard.** P6e & P7e.
-  **AS8638** **Right Hand Side Mesh Panel.** P7e.
-  **AS8639** **Left Hand Side Mesh Panel.** P7e.

BODY PANELS


- C14419** **Front Panel.** P6e/P7e.
- C14423** **Right Hand Side Panel.** P6e.
- C14424** **Left Hand Side Panel.** P6e.
- C14426** **Right Hand Side Panel.** P7e.
- C14427** **Left Hand Side Panel.** P7e.

P6e & P7e COMMON ACCESSORIES

- KX0652** **ATV Drawbar.**
-  **KX8217** **Ladder Rack.** Open framed design simply slots into the front of P6e and P7e.
-  **KS8510** **Ramp Kit.** Replacement standard ramp - ideal for conversions from tailboard.
-  **KS8509** **Stock Ramp.** Replacement ramp with small stock door built in (reversible door).
- 1** **KS0229** **Tailboard.** Complete tailboard assembly for P6e or P7e models.
- KX0630A** **Aluminium Canopy Door.** Complete with safety glass for P6e & P7e canopies.
- KX0630B** **Aluminium Canopy Door.** Solid panel (no window) for P6e & P7e canopies.
- KX8612** **Lamp Guards.** Pair of wire mesh guards to fit over the rear lamps.
- P1388** **Tarpaulin.** Blue elasticated tarpaulin cover tailored to fit the P6e trailer (tailboard models only).
- P1389** **Tarpaulin.** Blue elasticated tarpaulin cover tailored to fit the P7e trailer (tailboard models only).
-  **C49505** **Treadplate Floor.** Hardwearing aluminium floor for P6e.
-  **C49506** **Treadplate Floor.** Hardwearing aluminium floor for P7e.

SPARE PARTS

- P0567** **Jockey Wheel.** Simply replaces the existing front propstand.
- 2** **C14444** **Number Plate Panel.** Formed steel panel only.
- AS5106** **Spare Wheel Carrier.** For P6e & P7e with flotation or 145/70R13 tyres.
- AS5107** **Spare Wheel Carrier.** For P6e with 145R10 tyres.
- P00355DB** **Standard P6e Drawbar.** Swan neck style drawbar with coupling attached.
- P00355DB2** **Standard P7e Drawbar.** Swan neck style drawbar with coupling attached.













BV64e with ramp doors












P5 with P1387 Tarpaulin cover

BV64e MINI BOXVAN



-  **P12014 Roller Shutter Kit.**
-  **AS4522 Roof Rack Kit.** Incorporates tie-down points for lashing the load (BV64e van door models only, max roof rack weight limit 30kg).
-  **C41611 Treadplate Floor.** Hardwearing aluminium treadplate shaped to fit any BV64e.
- C81616 Rubber Matting.** Grippy rubber matting shaped to fit any BV64e.
- KX0651 Tie Ring Kit.** Pair of internal tie rings (floor mounted, includes fixing bolts).
- P0567 Jockey Wheel.** Simply replaces the existing front propstand.
- AS5875 Propstand.** Replacement galvanised propstand tube (priced each).
- C72160 Mudwing RH.** Moulded plastic wheel arch/wing with cutout for rear lighting.
- C72161 Mudwing LH.** Moulded plastic wheel arch/wing with cutout for rear lighting.
-  **C72162 Roof Moulding.** GRP Moulded roof as used on the roller shutter version.
-  **AS2466 RH Rear Door.** Includes hinges, locking mechanism & exterior locking handle.
-  **AS2467 LH Rear Door.** Includes hinges.
- P1055 Lock Rods.** Internal centre lock mechanism and upper/lower rod set.
-  **1 P1054 Chrome Locking Handle.** Used on the rear doors.
-  **2 P1070 Hinge.** Used on the rear doors.

P5 RANGE

-  **3 KX8612 Lamp Guards.** Pair of wire mesh guard to fit over the rear lamps.
-  **4 KX8613 Front Propstand Kit.** Includes stand, clamp & all mounting hardware required.
-  **5 KX8615 Jockey Wheel Kit.** Includes jockey wheel, clamp & all mounting hardware.
-  **KX8616 Ladder Rack Kit.** Includes corner sockets & all mounting hardware required.
-  **KX8627 Mesh Side Kit.** Tailboard models, Full mesh sides kit also includes mesh rear panel, mesh ladder rack, corner sockets & all mounting hardware required.
-  **KX8628 Mesh Side Kit.** Ramp models, Full mesh sides kit also includes mesh ladder rack, corner sockets & all mounting hardware required.
- AS8627 Mesh Side Panel Right Hand or Left Hand Side. P5.**
- AS8629 Mesh Panel over Tailboard. P5.**
- AS8193 Front Corner Socket.** Right hand, needed to secure the ladder rack.
- AS8194 Front Corner Socket.** Left hand, needed to secure the ladder rack.
- KS8610 Tailboard Kit.** P5 Tailboard assembly complete with hinge pins.
- KS8611 Ramp Kit.** P5 Ramp assembly complete with hinge pins.
- P1387 Tarpaulin.** Blue elasticated tarpaulin cover (tailboard models only).
-  **6 P12451 Rope Stud.** Round plastic stud (rivet fixed, rivet not included).
- P00355LDB Standard P5 Drawbar.** Swan neck style drawbar with coupling attached.
-  **7 KX0652 ATV Drawbar.** Longer straight drawbar to suit lower ATV couplings.
-  **8 KX0655 GRP Hardtop P5E.**







BODY PANELS

- C14431 Front Panel.**
-  **C14428 Right Hand Side Panel.**
-  **C14429 Left Hand Side Panel.**















DEDICATED KITS & COMPONENTS

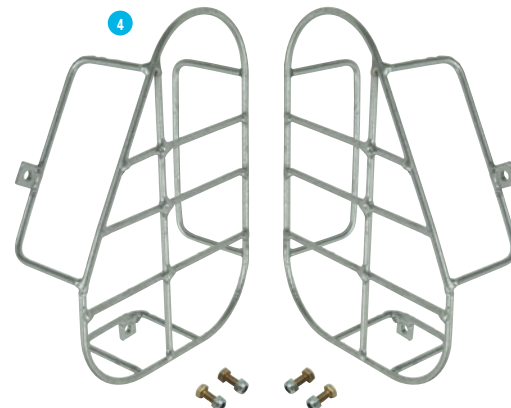

-  **KX8641 Mesh Side Kit.** Tailboard model, full mesh side kit includes mesh ladder rack, mesh side panels, mesh rear panel & all mounting hardware required.
-  **KX8642 Mesh Side Kit.** Ramp model, full mesh side kit includes mesh ladder rack, mesh side panels & all mounting hardware required.
-  **AS8647 Mesh Ladder Rack.**
-  **AS8648 Right Hand Side Mesh Panel.**
-  **AS8649 Left Hand Side Mesh Panel.**
- AS8650 Mesh Panel over Tailboard.**
- P00355DB3 Drawbar Assembly.** Swan neck style drawbar with coupling attached.
-  **AS8252 Rear Frame Weld Assembly.**

BODY PANELS

















- C14462 Front Panel.**
-  **C14460 Right Hand Side Panel.**
-  **C14461 Left Hand Side Panel.**


ACCESSORIES

-  **KX8218 Ladder Rack.** Open framed design.
-  **KS8613 Ramp Kit.** Replacement standard ramp - ideal for conversions from tailboard.
-  **KS8508 Ramp Kit.** 1.3m.
-  **KS0228 Tailboard.** Complete tailboard assembly.
-  **P0567 Jockey Wheel.** 35mm diameter, replaces the front propstand.
-  **KX0225 Propstand Kit.** 1 pair of propstand legs, brackets and fittings.
-  **KX0651 Light Duty Lashing Point.** Supplied as a pair, ideal for use in all unbraked trailers.
-  **KX8612 Lamp Guards.** Pair of wire mesh guards to fit over the rear lamps.



DEDICATED KITS

-  **KX8650 Hinged Mesh Side Kit.** Q5e, the kit includes 2 mesh side panels and all mounting hardware.
-  **KX8651 Hinged Mesh Side Kit.** Q6e & Q6b, the kit includes 2 mesh side panels and all mounting hardware.
-  **KX8652 Hinged Mesh Side Kit.** Q7e & Q7b, the kit includes 2 mesh side panels and all mounting hardware.
-  **KX86521 Hinged Mesh Side Kit.** Q8b, the kit includes 2 mesh side panels and all mounting hardware.
-  **KX8653 Hinged Solid Side Kit.** Q5e, the kit includes 2 solid side panels and all mounting hardware.
-  **KX8654 Hinged Solid Side Kit.** Q6e & Q6b, the kit includes 2 solid side panels and all mounting hardware.
-  **KX8655 Hinged Solid Side Kit.** Q7e & Q7b, the kit includes 2 solid side panels and all mounting hardware.
-  **KX86551 Hinged Solid Side Kit.** Q8b, the kit includes 2 solid side panels and all mounting hardware.
-  **KX8656 Internal Livestock Partition.** Q5e, can be located in multiple locations allowing flexibility around the farm.
-  **KX8657 Internal Livestock Partition.** Q6e, Q7e, Q6b & Q7b, can be located in multiple locations allowing flexibility around the farm.
-  **KX8658 Internal Livestock Partition.** Q8b, can be located in multiple locations allowing flexibility around the farm.
-  **KX86595 Roof / Roof Rack Q5e.** This option is helpful for keeping contents dry as well as being able to carry fencing posts or a whole range of other materials (maximum weight 50kg).
-  **KX8659 Roof / Roof Rack.** Q6e & Q6b.
-  **KX8660 Roof / Roof Rack.** Q7e & Q7b.
-  **KX8661 Roof / Roof Rack.** Q8b.
-  **KX8644 Ramp Gates.** One pair, compatible with all but the Q5e.
- KX8645-A Spare Wheel Kit.** Compatible with the Q*e range fitted with the 20.5 x 8-10 floatation wheel, mounting bracket and all mounting hardware.
- KX8645-B Spare Wheel Kit.** Compatible with the Q*b range fitted with the 195/55R10C wheel, mounting bracket and all mounting hardware.



ACCESSORIES & SPARES

- KX0225 Propstand Kit.**
- KX8612 Light Guards.** One pair, compatible with the Q road range.
- 1 P00270 360 Degree Swivel Hitch.** Compatible with the Q5e off road (not approved for road use).
- P0567 Jockey Wheel.** 35mm diameter, an option for the Q*e range.
- C40190 Alloy Mudguard.**



REAR DOORS ISUZU

KX0491A	Aluminium Door & Window. Compatible with the V491 canopy.
KX0419A	Aluminium Door & Window. Compatible with the V523 canopy.
KX0525A	Aluminium Door & Window. Compatible with the V524 & V525 canopies.
KX0528A	Aluminium Door & Window. Compatible with the V527 & V528 canopies (suitable for Isuzu D-Max, 2012 onwards models for canopies manufactured since January 2016).
KX0419	Mesh Tailgate. Compatible with the V491 & V523 canopies.
KX0525	Mesh Tailgate. Compatible with the V524 & V525 canopies.
KX0528	Mesh Tailgate. Compatible with the V527 & V528 canopies (suitable for Isuzu D-Max, 2012 onwards models for canopies manufactured since January 2016).

LAND ROVER

KX0379A	Aluminium Door & Window. Compatible with the V379, V381, V382 & V383 canopies.
KX0380A	Aluminium Door & Window. Compatible with the V380 & V386 canopies.
KX0379	Mesh Tailgate. Compatible with the V379, V381, V382 & V383 canopies.
KX0380	Mesh Tailgate. Compatible with the V380, & V386 canopies.

MAZDA / FORD

KX0387A	Aluminium Door & Window. Compatible with the V387, V388, V389, V395, V397, V398 & V399 canopies.
KX0419A	Aluminium Door & Window. Compatible with the V484, V485 & V486 canopies.
KX0398	Mesh Tailgate. Compatible with the V387, V388, V389, V395, V397, V398 & V399 canopies.
KX0419	Mesh Tailgate. Compatible with the V484, V485 & V486 canopies.

MITSUBISHI

KX0404A	Aluminium Door & Window. Compatible with the V404, V405, V406, V409 & V415 canopies.
KX0472A	Aluminium Door & Window. Compatible with the V411 canopy.
KX0412A	Aluminium Door & Window. Compatible with the V412 canopy.
KX0413A	Aluminium Door & Window. Compatible with the V413 canopy.
KX0414A	Aluminium Door & Window. Compatible with the V414 canopy.
KX0530A	Aluminium Door & Window. Compatible with the V530 canopy.
KX0404	Mesh Tailgate. Compatible with the V404, V405, V406, V409 & V415 canopies.
KX0472	Mesh Tailgate. Compatible with the V411 canopy.
KX0412	Mesh Tailgate. Compatible with the V412 canopy.
KX0413	Mesh Tailgate. Compatible with the V413 canopy.
KX0414	Mesh Tailgate. Compatible with the V414 canopy.
KX0530	Mesh Tailgate. Compatible with the V530 canopy.

NISSAN

KX0344A	Aluminium Door & Window. Compatible with the V344 canopy.
KX0345A	Aluminium Door & Window. Compatible with the V345, V346 & V424 canopies.
KX0417A	Aluminium Door & Window. Compatible with the V347, V348, V417 & V418 canopies.
KX0419A	Aluminium Door & Window. Compatible with the V419, V420, V421 & V422 canopies.
KX0417	Mesh Tailgate. Compatible with the V347, V348, V417 & V418 canopies.
KX0419	Mesh Tailgate. Compatible with the V419, V420, V421 & V422 canopies.
KX0344	Mesh Tailgate. Compatible with the V344 canopy.
KX0345	Mesh Tailgate. Compatible with the V345, V346 & V424 canopies.



TOYOTA

KX0419A	Aluminium Door & Window. Compatible with the V469, V4692, V4693 & V4694 canopies.
KX0462A	Aluminium Door & Window. Compatible with the V463, V466 & V467 canopies.
KX04691A	Aluminium Door & Window. Compatible with the V4691 canopy.
KX0412	Mesh Tailgate. Compatible with the V4691 canopy.
KX0419	Mesh Tailgate. Compatible with the V469, V4692, V4693 & V4694 canopies.
KX0462	Mesh Tailgate. Compatible with the V463, V466 & V467 canopies.

VOLKSWAGEN

KX0469A	Aluminium Door & Window. Compatible with the V499 canopy.
KX0469	Mesh Tailgate. Compatible with the V499 canopy.

ACCESSORIES

KX0480	Canopy Lock Kit. For Aluminium doors only, the kit includes 2 way rod lock and mounting plate, chrome locking handle and all fittings. This kit is a distributor supply & fit only.
KX0484	Gas Strut Assistor Kit. Compatible with mesh and aluminium doors on the V379, V381 & V383 Landrover canopies. The Kit includes 2 gas struts, gas strut brackets and all fittings. This kit is a distributor supply & fit only.
KX0485	Gas Strut Assistor Kit. Compatible with mesh and aluminium doors on all other canopy models. The Kit includes 2 gas struts, gas strut brackets and all fittings. This kit is a distributor supply & fit only.
KX0487	Canopy Side Door Kit. Can be fitted either side between the channels. This kit is a distributor supply & fit only.

SPARES

AS5094	Door Stay.
P1023	Door Stay Holder. Holds the door stay in place when not in use.
C11902	Antiluce Plate.
P1003D	Antiluce Fastener.
P1280	Rubber Washer / Antiluce Pad.
1 CP00172	Grab Handle.
CP00570	Grab Handle Spacer. 2 required per grab handle.
2 P1304	Rubber Seal. Sold per metre.
3 P1309	Rubber Seal. Sold per metre.
P1214	Safety Glass. For the rear aluminium doors.
P1326	Rubber Seal. Used to seal the safety glass in place. Sold per metre.
P1327	Rubber Filler Strip. Used with P1326. Sold per metre.
F1401Z	Hook Bolt. M8 x 60.
F1402Z	Hook Bolt. M8 x 70.
F1404Z	Hook Bolt. M8 x 90.
F1132Z	Coil Spring Washer.
F1089Z	Wing Nut. M8.